

Questions? Email [Frank@adventuremaryland.com](mailto:Frank@adventuremaryland.com) or adventureswithemmett on Instagram

Want to see it all on a map? <https://www.google.com/maps/d/edit?mid=1yVauAAxi-R3XYeCwBnExvlofWon0apA&usp=sharing> or go to [www.adventuremaryland.com](http://www.adventuremaryland.com)

Table of Contents (items are in no particular order although items nearest the bottom tend to be closer to Annapolis area and the first approximately 40 items are things we did going to and from Deep Creek Lake area)

Things we did going to and from Deep Creek Lake:

- Alpaca Acres
- Coopers Rock WV
- Sideling Hill
- Green Ridge Overlook
- Point Lookout
- Log Roll Overlook
- Paw Paw Tunnel
- Deep Creek State Park
- Swallow Falls
- Garrett Rock Maze
- Kendall Trail
- School House Earth
- Fun Unlimited Arcade
- Hoyaes Crest Backbone Mountain (Maryland's high point)
- Blackwater Falls/Pendleton Point/ Lindy Overlook
- Lavender Farm
- Casselman Bridge State Park
- Dans Rock Overlook
- Fort Frederick
- Zumbrun Overlook
- Laurel Caverns
- Fort Necessity
- Ohiopyle
- Tristate Zoological Park
- Rocky Gap State Park
- Herrington Manor State Park
- Wisp activities
- Yaks and Traks
- Cranesville Swamp Hike
- Hovatters Zoo
- Mount Davis (PA High Point)

- Cucumber Falls (Ohiopyle)
- Oakland Train Museum
- Oakland Transportation Museum
- History Museum Garrett County
- Sang Run State Park
- Pendleton Lake and Nature Center
- The smallest church in the US
- Loch Lynn Heights Boardwalk Trail
- Great Allegheny Passage (Ohiopyle)

**Everything else local:**

- Play Street Museum
- Naval Academy Museum
- Banneker Douglas Museum
- Annapolis State House
- Mermaid Museum and town of Berlin
- Tawes Garden
- Reynolds Tavern Tea Time
- William Paca House and Gardens
- Frontier Town Water Park
- Double Rock Park
- Fort Howard
- Horsepen Park
- WBA Trail
- Museum of Howard County History
- Ellicott Mills Children's Museum
- Kidzden
- Historic Annapolis Museum
- Waterfront Warehouse Annapolis
- Crabtowne
- Kidzville
- Mission Escape Room
- Escape Time Escape Room
- Doodlehatch
- B&O Railroad Museum Ellicott City
- Hagerstown Art Museum and Cultural Trail
- Discovery Station (Hagerstown)
- Roundhouse Museum
- Marty Snook Park
- Ellen O Moyer Nature Park

- Annapolis Maritime Museum
- Denton Animal Rescue
- Martinak State Park
- Meland
- Severna Park Axe House
- Savage Mill Trail
- Howard County Conservancy
- Buzzards Rock Trail Patapsco
- Trolley #9 Trail
- Wild Kid Acres
- Piney Orchard Trail
- North Beach
- Walker Mill Regional Park
- Janes Island State Park/Crisfield
- Downtown Frederick river walk and art trail
- Spinners Arcade
- Fountain Rock Nature Center
- Sykesville Train ride and farmers market
- Grotto Shrine
- Pioneer Coal mine tour and steam train ride
- Barn Hill Preserve
- St. Mary's College Ruins
- Star Gazing Farm
- Accokeek Farm
- Chapman State Park
- Gambrill St. Park
- London Town
- Wincopin Trail
- Green Meadows Petting Farm
- SERC
- Spocott Windmill
- Roers Safari
- Bacon Ridge
- AACC Nature Trail
- Soapstone Trail
- Northern Central Railroad Trail (NCR Trail)
- Centennial Park
- Glendening Preserve
- Lilypons Gardens
- Maryland Heights Trail and C&O

- Patuxent Branch Trail
- Magruder Branch Trail
- Insectlore Butterflies
- ~~New Market Children's Museum~~
- Blandair Park in Columbia
- Annie's Playground
- Jurassic Mini Golf
- King and Queen Seat
- Conowingo Dam
- Merkle Nature Preserve
- ~~Kidz City~~
- Scary Strokes
- Greenbury Point Hike
- Weverton Cliffs
- Cross Island Trail
- Serpentine Trail
- Arnold Trails Loop
- South Island Trail
- Waterworks Trail
- Black Hill Regional Park Trail
- Cedarville State Forest Blue Loop
- Rent a coop
- Liberty Dam Trail
- Jug Bay Trails
- Mallows Bay
- Pasadena Golf Center
- Night Hawk Golf Center
- Players Fun Zone
- Play N Learn
- ~~Shadowlands~~
- Crystal Grottoes
- Washington Monument Park
- Adventure Park
- AACC Science Fair
- Dulles Air and Space Museum
- Arundel Golf Center
- Patuxent River Naval Air Museum
- Imaginarium
- Severn Run Brown Property Trail
- Brookside Gardens

- Great Falls
- Chesapeake Beach Water Park
- South Mountain Creamery
- Harpers Ferry
- Annapolis Rocks Hike
- Antietam National Battlefield
- Greenbrier State Park
- Crofton Go Kart Raceway
- Idlewild Park
- Oxford
- Get Air Trampoline Park
- Shrine of St. Anthony
- Plumpton Zoo
- Matoaka Beach Cabins
- Battle Creek Cypress Swamp
- Monster Golf
- Irvine Nature Center
- Six Flags Bowie
- St. Michaels Maritime Museum
- Old Love Point Park
- Severna Park Golf Center
- Assateague Island
- Salisbury Zoo and Ben's Red Swings
- Herons Meadow Farm (BLTEAS)
- Sunflowers of Lisbon
- Chincoteague Island
- Delmarva Discovery Museum
- Cunningham Falls
- Gunpowder Falls
- Tuckahoe State Park
- Wye Island
- North Point State Park
- Susquehanna State Park
- Hyperkidz
- Chesapeake Bay Environmental Center
- Blackwater Wildlife Refuge
- Walkersville Railroad
- ~~Kiddie Crusoe Kids Gym~~
- Daniels Area of Patapsco with old Ruins
- ~~Playseum~~

- Kilgore Falls
- Flag Ponds Park
- Anna Marie Sculpture Garden
- Totsville
- ~~Bounce Annapolis Mall~~
- Weinberg Park
- Mago Vista Park
- ~~Swellness Center~~
- ~~Busy Bodies~~
- Patuxent Research Center
- Bayhead Park
- Chuck E Cheese
- Severna Park Lanes
- Climbzone
- Wiggle Room
- Ferry Point Park
- Leo's Vacation Center
- Pirate Adventures on the Chesapeake
- Eco Adventures
- Robinson Nature Center
- Patapsco Park Hilton Area
- ~~Brick House Annapolis~~
- Calvert Cliffs and Calvert Marine Museum
- Hyatt Chesapeake
- Jonas Green Park
- Kinder Farm Park
- Downs Park
- Fort Smallwood Park
- Quiet Waters Park
- Lake Waterford Park
- Terrapin Beach Park
- Broadneck Park
- Twin Oaks Park
- Beechwood Park
- Beverly Triton Park
- Spriggs Farm Park
- Sandy Point Park
- Thomas A Dixon Observation Park
- Catoctin Game Preserve
- Ladew Topiary Gardens

- Clark Elloak Farm
- Watkins Regional Park
- Chesapeake Childrens Museum
- Ballocity
- ~~Ultimate Playzone~~
- Port Discovery
- First Class Gymnastics (now owned by Thrive)
- ~~Rock the Spectrum~~
- ~~Noahs House~~
- Franklins Toys
- The Pier Oyster Bar
- Sun Valley Movies
- Baltimore Annapolis Bike Trail
- Broadneck Library
- The YMCA
- The “if you like to drive list”
- In Memory of – places we’ve lost over the years

## Things we did going to and from Deep Creek Lake:

### ❖ Name: Alpaca Acres

Cost: A few dollars a person

Address: 1557 Sanders Ln, Oakland, MD 21550

Amenities: Feeding Alpacas, Big Bounce pad, huge slide, games, little tractor ride

Description: This place was cute. We got to hand feed Alpacas, first the boys and then the girls. They have a nice little shop. They had a bunch of other outdoor activities. The slide was impressive as was the bounce pad. Nice way to spend an hour or two while in Deep Creek.



Pictures:


### ❖ Name: Coopers Rock

Cost: Free

Address: Coopers Rock Gift Shop Masontown, WV 26542

Amenities: Hiking trails; amazing overlooks

Description: This place was maybe 30 minutes from Deep Creek. They have a cute shop with snacks and trinkets and then it is a short walk to the actual Cooper's Rock. This is a neat overlook and great place to snap pictures. The park itself has a ton of other trails. We parked at the trail head for Ravens Rock and also did that hike which led to another overlook. This hike was a bit rocky. We even saw a rattlesnake at the end of it.



Pictures:

#### ❖ Name: Sideling Hill

Cost: Free

Address: 3000 Sideling Hill Welcome Center, Hancock, MD 21750

Amenities: Overlook and rest stop

Description: If you are driving out to Deep Creek Lake, you need to stop at the Sideling Hill rest area. Great place to stretch your legs and use the bathroom and then you can walk up the steps to a few different areas and either look at the hill itself or out over the state of Maryland. Apparently it was a marvel how they cut through the rock to build the road but also gives a really neat look at the different layers in the rock.



Pictures:

#### ❖ Name: Green Ridge Overlook

Cost: Free

Address: 28700 Headquarters Dr NE, Flintstone, MD 21530



Amenities: overlook and bathrooms

Description: This is an easy on and off the highway overlook. You park in the parking lot and walk a short distance through the woods and you are rewarded with an expansive view of the Green Ridge State Forest. We went in August and everything was nice and green. I imagine in Fall it is a sight to see.



Pictures:

❖ **Name: Point Lookout Overlook in Green Ridge State Forest**

Cost: Free

Address: off Carroll Road in Little Orleans, MD 21766 (use google maps)

Amenities: Overlook

Description: This was my favorite overlook in the Green Ridge State Forest. You wind up going down a gravel road through the woods to get there. We were the only people there. The view is spectacular as you look down on a bend in the Potomac River where on one side it's Maryland and the other it's West Virginia. If you google it, there apparently is some history with the land and who owned it. This was a very tranquil spot to stop at.



Pictures:

❖ **Name: Log Roll Overlook in Green Ridge State Forest**

Cost: Free

Address: 14899-14831 Green Ridge Rd SE, Oldtown, MD 21555 (use google maps)

Amenities: Overlook; driving through the woods if your vehicle is capable

Description: This overlook was neat but not as neat as the others. It did have picnic tables where you could sit and admire the view. You may literally feel as if no one is around for miles. What made this

overlook crazy is that we drove here from the Point overlook and the GPS took us through the woods on dirt and root paths past the camp sites that are offered. It took us 20 minutes going slow and I have an SUV. I would not do this path if you had a small car. If you had a jeep this route will be super fun.



Pictures:

❖ **Name: Paw Paw Tunnel**

Cost: Free

Address: Chesapeake and Ohio Canal Towpath, Oldtown, MD 21555

Amenities: Hike along C&O Canal. Super long fun tunnel

Description: This had been on my list forever. We parked at the Paw Paw Tunnel Campground. We cut across the field and got on the C&O towpath that follows the Potomac River. You are not on the path all that long and you come to the entrance to the tunnel. Bring flashlights. I brought a flashlight for my son and wore a head lamp. The tunnel is more than a half mile long and made of 6 million bricks. We went all the way through and snapped some pics on the other side and then trekked back. Super neat to see. And yes you go up the stone stairs to the top of the arch above the tunnels.



Pictures:

❖ **Name: Deep Creek State Park**

Cost: A few dollars a person but included if you have a camping reservation

Address: 898 State Park Rd, Swanton, MD 21561

Amenities: Playgrounds; campgrounds; beach

Description: We booked a campsite here but it rained all week when we got there so the plans changed. When we made it to the park we thought it was nice and clean and a great way to get access to the lake. The beaches are nice. My son enjoyed swimming in the water. They have multiple playgrounds. They have a ton of picnic tables. It was never crowded when we were there. They have a nature center as

part of the park but it was closed when we were there. They also have miles of trails that we never wound up doing.



Pictures:

❖ **Name: Swallow Falls**

Cost: A few dollars a person

Address: 2470 Maple Glade Rd, Oakland, MD 21550

Amenities: multiple waterfalls including the largest free-falling in Maryland; hiking; boardwalk trails

Description: Swallow falls is a must see if you are in that area. The trees and plants at the park make you feel like you are in the Pacific Northwest. The trails are easy and not all that long. You can choose to mostly stay on gravel to see everything or walk along the river which is rockier. There are 4 waterfalls to see. Muddy falls on one end is the largest and Toliver falls at the opposite end of the park is the smallest and there is even a little sandy area for kids to play and get in the water. Pick an end to start and then just make your way to the other end.



Pictures:

❖ **Name: Garrett State Forest Rock Maze**

Cost: Free

Address: 3739 Snaggy Mountain Rd, Oakland, MD 21550

Amenities: Hiking trail; naturally forming rock maze

Description: This place was awesome and was only 5 minutes from swallow falls so we did both in the same morning. When you park it is only about  $\frac{3}{4}$  a mile on the trail to where the rock formations start. I would recommend using all trails although the trail is very obvious and doesn't diverge anywhere.

When you get to the rock maze you can very easily get lost in it so just stay together as a group. It was a lot of fun weaving in and out and squeezing between crevices. To top it off there is wild rhododendron growing everywhere and it forms almost like a roof above the rocks.



Pictures:

❖ **Name: Kendall Trail**

Cost: Free

Address: 702 Morris Ave, Friendsville, MD 21531

Amenities: Hiking trail along the Youghiogheny River

Description: I don't know if we have just done too many hiking trails along rivers but this wasn't necessarily anything special. Wasn't terrible either. The trail is easy and flat so a great beginner trail and it just follows the river. We hiked it out and back to the car.



Pictures:

❖ **Name: Schoolhouse Earth**

Cost: Free unless you buy something

Address: 1224 Friendsville Rd, Friendsville, MD 21531

Amenities: Farm animals; quaint shop

Description: This is a neat shop where you can find unique gifts or things for your house. They also have farm animals in the back that you can feed and a few giant dogs roaming around. It is worth a pop in if you are in the area. We bought neat placemats and coffee mugs there. There is also a koi pond there.



Pictures:

❖ **Name: Fun Unlimited Arcade**

Cost: Flat rate for kids and parents play free

Address: 173 Friendsville Rd, McHenry, MD 21541

Amenities: Arcade and homemade mini golf

Description: We went here on a rainy day and what I liked about it was that it was a flat fee and the kids can play the games as much as they want and the parents were free. They had one game where you raced semi-trucks and my son was a huge fan of that. They also have a silly mini golf course outside that was included in the price.



Pictures:

❖ **Name: Hoyes Crest Backbone Mountain (Maryland's high point)**

Cost: Free

Address: 2428 Seneca Trail, Eglon, WV 26716

Amenities: Hiking trail to the highest elevation in Maryland

Description: This trail was about 30 minutes from Deep Creek. You actually have to park in West Virginia and then hike back into Maryland. You park along the side of the highway so just be careful because trucks go flying by on the road. You cross the street and then head up on the trail. The first 1/3 of the trail is ugly as they are logging it. Once you get past that it's all wooded and it's a pleasant trail. It is fairly inclined so wear good shoes. We picked up small rocks at the bottom of the trail and carried them to the top because at the very top is a pile of rocks people add to. There is also a sign and a book log in a mailbox to write your name in. Once at the top, you are at the highest elevation in Maryland.

There is a little bit of a view but not an amazing one. It was just neat to say that you've done it. You can also find the marker showing the border between MD and WV and stand in 2 states at once.



Pictures:

❖ **Name: Blackwater Falls/Pendleton Point/Lindy Overlook**

Cost: Free I think? I don't remember getting charged to get in

Address: 1584 Blackwater Lodge Rd, Davis, WV 26260

Amenities: Largest waterfall in West Virginia; very scenic overlooks

Description: Blackwater Falls State Park was only 20 minutes past the backbone mountain hike so we did both in the same morning. The falls is the largest in West Virginia. There are multiple boardwalk trails to get down to the falls to see it. Something in the plants along the river dyes the waterfall a certain color so it was really pretty to see. A 2 minute drive past the falls was Pendleton point which was a really incredible overlook. You can just park and walk over to see it. On the other side of the park was the Lindy trail where you park and walk about ½-3/4 of a mile and you are treated with another impressive overlook. This is a place I wish we could have spent more time. They did have a visitor center with food and trinkets to buy as well.



Pictures:

❖ **Name: Deep Creek Lavender Farm**

Cost: Free unless you buy stuff

Address: 625 Doerr Rd, Accident, MD 21520

Amenities: Flowers; store; farm animals

Description: This place was awesome. We went in August and apparently the lavender plants bloom in June/July. They did have a lot of sunflowers in bloom. They have a lot of little spots to take cute

pictures. They have farm animals. They have rocking chairs on the front porch to sit and watch the birds and hummingbirds. The store sells all things lavender. Great place to pick up gifts for people.



Pictures:


❖ **Name: Casselman Bridge State Park**

Cost: Free

Address: 10240 National Pike, Grantsville, MD 21536

Amenities: Really old bridge; river; shops; picnic area

Description: Ok maybe I'm getting old in that I was excited to see an old bridge, but the Casselman Bridge is really impressive to see in person. Was the oldest stone arch in the country at one point and was part of the national road. Would be a great place to have a picnic. On the other side of the bridge is a collection of old Mennonite farm buildings turned into shops and some restaurants.



Pictures:

❖ **Name: Dans Rock Overlook**

Cost: Free

Address: 17600 Old Dans Rock Rd SW, Rawlings, MD 21557

Amenities: Amazing overlook

Description: We stopped here on our way home from Deep Creek. You park and then walk up some stairs and there are 2 viewing platforms at the top. They say you can see three states from there. Everything is covered in graffiti which I actually think was pretty neat. Worth the stop.





Pictures:

❖ **Name: Fort Frederick**

Cost: a few dollars per car

Address: 11100 Fort Frederick Rd, Big Pool, MD 21711

Amenities: Old fort

Description: We stopped here on our way to Deep Creek. It is a very uniquely shaped old stone fort with a lot of history behind it. You can walk through the two rebuilt buildings inside and get a sense of what it was like back when it was in use. They had reenactors there when we were there so we got some history lessons and some demonstrations. History is cool.



Pictures:

❖ **Name: Zumbrun Overlook**

Cost: Free

Address: Troutman Rd, Flintstone, MD 21530 (use google maps)

Amenities: Very short walk to a viewing platform for an overlook

Description: We stopped here after stopping at Fort Frederick on our way to Deep Creek. You park and it is a very short walk to a viewing platform. The view was spectacular and they had a journal you could sign saying you had been there.





Pictures:

❖ **Name: Laurel Caverns**

Cost: \$12-15 a person

Address: 1065 Skyline Dr, Farmington, PA 15437

Amenities: Huge underground cave

Description: One day it was raining in deep creek so we made the hour long drive to Laurel Caverns in PA. What was neat about this cave is that it was made of sandstone so it was different than the ones that are covered in stalactites and stalagmites. They lit up the whole cave in fun different colors and you walk through at your own pace. One huge hallway had chandeliers hanging from the ceiling which was really neat. You can even sign up to do rappelling and cave exploring in the deeper ends as part of a private tour.



Pictures:

❖ **Name: Fort Necessity**

Cost: Free

Address: National Pike, Farmington, PA 15437

Amenities: Old fort; lots of history; visitor center; meadows

Description: We stopped here after stopping at Laurel Caverns because it wasn't very far away. There is a visitor center with a great 20 minute video that even my 7 year old sat through. They have a little playground. You can then walk out to the fort and it's in the middle of a bunch of really pretty meadows. Lots of history here involving a young George Washington, the national road, and the beginning of the French and Indian war.



Pictures:

❖ **Name: Ohiopyle**

Cost: Free

Address: Main St, Ohiopyle, PA 15470

Amenities: Whitewater rafting; naturally forming waterslides; biking

Description: We stopped here after stopping at Fort Necessity. We most certainly could have spent a whole day here but we ran out of time. There are naturally forming waterslides in the rock that people will get in and slide down. I probably would have died but it was fun watching young kids do it. If you go to the very bottom of it there is a kid friendly version. Just have the kids wear shoes because the rocks are slippery. There are whitewater rafting tours that take place here and our plan is to go back next summer to do one that is kid friendly. Looks like they have bike trails as well. You can also park and check out the mini waterfalls. Very pretty area.



Pictures:

❖ **Name: Tristate Zoological Park**

Cost: When we went it was donation based so no flat fee

Address: 10105 Cottage Inn Ln NE #8250, Cumberland, MD 21502

Amenities: Zoo

Description: So....imagine if your neighbor one day was like hey, I'm going to build a zoo in my backyard. That's what this felt like. If you judged the place based on how it looks from the parking lot you wouldn't even bother going in. We went in and they actually had a lot of fairly interesting animals. You can go inside a large enclosure and there are animals just roaming around that will come up to you. We had fun. The animals seemed content and engaged. There is history here where they used to have large

cats and PEETA sued for control of them. I think it's worth stopping because the money only helps with the animals and the kids enjoy it. Huge fan of the arctic fox.



Pictures:

❖ **Name: Rocky Gap State Park**

Cost: I think a few dollars per car

Address: 12900 Lake Shore Dr, Flintstone, MD 21530

Amenities: Lake; swimming area; trails; beach; golf; casino; restaurants

Description: We stopped here on our way to Deep Creek. We went in the state park side and hung out on the beach and it is a beautiful park. We ordered food from the resort next door and brought it back and ate it on the beach. Afterwards we drove to the trail heads and did the quick overlook trail and then walked across the Dam. Would be a great place to take the kids to swim and hang out. I can't speak to the casino or the golf but the resort building was very nice and it had 2 restaurants.



Pictures:

❖ **Name: Herrington Manor State Park**

Cost: I think a few dollars per car

Address: 222 Herrington Ln, Oakland, MD 21550

Amenities: playgrounds; sandy beach and lake

Description: This place is only a few minutes from Swallow Falls. We stopped here one evening and it was just a beautiful park. The lake is small and scenic. They have a swimming area. The beach was nice and clean. This would be another great place to spend a day or half a day with the kids relaxing. Someone commented to me that it reminded them of Crystal Lake from the Friday the 13<sup>th</sup> movies and I can't unsee it now.



Pictures:

❖ **Name: Summer activities at Wisp**

Cost: We did a 5 activity pass for \$79

Address: 296 Marsh Hill Rd, McHenry, MD 21541

Amenities: Mountain coaster; chair lift; zip lines and rope courses; white water rafting course; gem mining...etc

Description: We went here in September and did the warm weather activities. You can buy a 5 activity pass for \$79 but it may be more effective to just individually buy tickets based on what you want to do. It was expensive but we had a fun day. We did the mountain coaster which was awesome. You can control how fast you go and can go 1 adult and 1 child together. We did the chair lift which was really pretty and lasted about 15 minutes each way. At the top they have the artificial white water rafting center that you can check out. We didn't do that (was roughly \$90 a person for 1.5 hours I think). We did the gem mining which the kids always love and then some of us did the kids rope courses. Nice way to spend a few hours doing something different. It may only be open on the weekends so you'll have to check.



Pictures:

❖ **Name: Yaks and Traks (Frostburg)**

Cost: Not cheap, almost \$50 a person

Address: 19 Depot St, Frostburg, MD 21532

Amenities: Pedal a train car on the railroad tracks

Description: I had wanted to do this for a long time and finally we bought tickets to do it on a day we were headed to Deep Creek. We signed up for a 4 seater for the Helmstetter Hotshot and I had my parents and my son and then strapped my 1.5 year old daughter to myself in a harness. We had

beautiful weather. When you check in they have a great store where you can buy clothing and other things. The whole thing was about 10 miles I believe and you wind up pedaling from Frostburg to Cumberland. The whole thing is on a decline so for a long stretch you really didn't have to pedal and in others you do although it's never extremely strenuous. The views are fantastic and before hitting Cumberland you wind up going around a train bend that apparently is famous. Afterwards they bus you back to where you parked. We ate at the Toasted Goat in downtown Frostburg after and it was great.



❖ **Name: Cranesville Swamp Hike**

Cost: Free

Address: White Trail, Terra Alta, WV 26764

Amenities: A nice hike through the woods and then a boardwalk through a swamp

Description: I thought this was a very fun hike. It was not very long. Half is in the woods and the trees seemed to be a different type than I normally see and then half is through a swamp on a boardwalk. Apparently there are a lot of unique species of plants and animals found here. We didn't see anyone else while here. I did not find it buggy or swampy.



❖ **Name: Hovatters Zoo WV**

Cost: Roughly 13 a person

Address: 291 Wagner Ln, Kingwood, WV 26537

Amenities: Zoo

Description: I loved this zoo. I thought it was big enough. It wasn't crowded. You can buy a ton of food and feed a large majority of the animals. They had a nice mix of exotic and typical. I can say my daughter who was 1.5 at the time was not a fan of how close the giraffes got to her but she loved everything else.



❖ **Name: Mount Davis High Point Hike (PA)**

Cost: Free

Address: Mt Davis Rd, Meyersdale, PA 15552

Amenities: Hike, observation tower, high point of PA

Description: This was a nice short hike, less than a mile each way. When you get there they have an observation tower that provides a really pretty view. They also had a bunch of plaques and things you could read about the area. We did this in the morning and paired it with an afternoon at Ohiopyle.



❖ **Name: Cucumber Falls (Ohiopyle)**

Cost: Free

Address: Sr2010, Dunbar, PA 15431

Amenities: Short hike to a nice waterfall

Description: Parking was crazy when we went so we parked on the shoulder of Middle Ridge Road which did not seem to be an issue and we walked over to the trailhead. The hike is short but there are some rocky spots and declines if you want to get close to the waterfall. Highly recommend you spend a day in Ohiopyle as there is a lot to do there (biking, natural water slides, other waterfalls, shops and restaurants...etc)



❖ **Name: Oakland Train Museum**

Cost: A few dollars per person

Address: 117 E Liberty St, Oakland, MD 21550

Amenities: Indoor Train museum; outdoor train to climb on; small kids self-powered train

Description: The indoor part of the train museum wasn't bad. It was just small. It was neat to see the ticket window. They also had a model train to play with. The highlight was climbing on the locomotive outside and then the little train that kids can get it and self-propel by rocking the arm up and down. This was a huge hit. Highly recommend you walk across the street to the pet store after. They had some really exotic animals in there.



❖ **Name: Garrett County Transportation Museum**

Cost: If my memory is correct, it was just donations if you were willing

Address: 108 E Liberty St, Oakland, MD 21550

Amenities: Museum filled with old cars and trucks and jet skis and things like that

Description: This place was very fun to peruse. They have old restored versions of basically anything that was ever used for transportation. It is 2 floors and it is filled. The only issue if going with kids is that nothing can be touched. This made it less enjoyable for my two kids but it is still a great place to stop. It is right across the street from the train museum.



❖ **Name: Garrett County History Museum**

Cost: It was either donation based or only a few dollars per person, I honestly can't remember or find anything.

Address: 107 S 2nd St, Oakland, MD 21550

Amenities: Local History Museum with a lot of themed rooms filled with a lot of neat things

Description: My son loved this place. It was right across the street from the train museum. Each room had a different theme and each room was packed to the brim with interesting things to see. My son really enjoyed the military room.



❖ **Name: Sang Run State Park**

Cost: Free

Address: 3735 Sang Run Rd, McHenry, MD 21541

Amenities: Hike around a meadow

Description: This hike is not far from Deep Creek Lake. It is a few miles in length, felt like roughly 2, and it goes around a giant meadow filled with flowers and butterflies. It was very scenic and made for some great pictures, especially of the goldenrod with the mountains in the background. We did get a chance to pop in the old generals store which is now kind of like a mini ranger station/discovery center. We also walked across the street to look at the river drop in for people kayaking or rafting and that in itself was very pretty.





❖ **Name: Pendleton Lake and Nature Center (Blackwater Falls)**

Cost: Free

Address: 194 Pendleton Lake Rd, Davis, WV 26260

Amenities: Little beach; kayak rentals; nature center

Description: We popped over here after going to Blackwater Falls. It's a cute little lake. We just looked for critters and hung out for a bit. They had a really nice nature center that had activities and animals and a lot of things small kids could do activity wise. This is certainly worth a visit. They had huge buckets out front of bubble mixture with the rope wands to make huge bubbles. This was a big hit also.



❖ **Name: Our Lady of the Pines (smallest church in the us)**

Cost: Free

Address: 101 Breedlove Rd, Eglon, WV 26716

Amenities: Very small church; small old post office; soon to be museum; flowers

Description: We have driven past here a few times to and from Blackwater Falls and finally stopped. It claims to be the smallest church in the US. It is really tiny. And it's neat to see. The flowers outside were pretty. Not sure what else to say about this one but hey it's worth the stop.



❖ **Name: Loch Lynn Heights Boardwalk Trail**

Cost: Free

Address: 300 Second Ave, Loch Lynn Heights, MD 21550

Amenities: Small quick boardwalk hike through some pretty flowers

Description: This is a quick hike mostly on a boardwalk but with some gravel. It is less than a mile. It goes through wetlands. To me it seemed mostly just flowers. We saw some birds. It was a nice quick hike. When we came out the one side it did take a few minutes to figure out where we were to then get back to the car.



❖ **Name: Great Allegheny Passage (Ohiopyle access)**

Cost: Free

Address: 7 Sheridan St, Ohiopyle, PA 15470

Amenities: Bike or walking path

Description: The Great Allegheny Passage is a bike path that goes from Cumberland Maryland to Pittsburgh and is roughly 150 miles long. The access to it in Ohiopyle is 1/3 of the way if traveling from MD to PA. If you are in the town of Ohiopyle you can bring a bike or rent a bike and do some of it or like us you can just go for a nice walk after lunch. We walked from the town over the river through the woods and then again to the bridge over the river. We took in some views and then turned around. It was very pretty. One day we'll bring bikes there.



**Everything else local:**

❖ **Name: Play Street Museum**

Cost: Roughly 15 a kid

Address: 560 Ritchie Hwy # E, Severna Park, MD 21146

Amenities: Indoor Kids Gym

Description: I often talk to parents who live in Arnold and Severna Park who have shared a frustration over the lack of kid friendly activities “next door,” compared to places like Annapolis or Columbia. Luckily for everyone, there’s a new Kid’s Gym in town. The Play Street Museum opened on the 2nd of December in the Severna Park shopping center next to Joanne Fabric and the Honey Baked Ham Company. We were lucky enough to check it out and we had a blast. The gym is ideal for kids in the 1.5-8 year range. Our 2 year old daughter loved it. Our son who was 9 came along and at first he seemed hesitant but by the end he was having just as much fun as everyone else. The gym is mostly constructed to be a small town with familiar local landmarks. Think grocery store with play food, pediatrician’s office with play doctor equipment, and so on. They have the nicest train table I’ve ever seen right in the middle. On top of that they have crafts, pottery to paint, musical instruments, and a storefront. They also have a party room for those looking to find a birthday party location. You have to reserve a timeslot which helps to prevent it from feeling overcrowded but you get 1.5 hours to play which is plenty. What is really exciting is that they have play windows starting at 8:30am. Stop over at Sullivan’s Cove after for Lunch or Dinner. They have Salmon on the kid’s menu which is hard to find.



❖ **Name: Naval Academy Museum**

Cost: Free from what I remember (but limited hours so pay attention)

Address: 118 Maryland Ave, Annapolis, MD 21402

Amenities: Naval themed museum on the naval academy

Description: My son and I spent a day in the winter hitting up a bunch of the museums in downtown Annapolis. One of which was the Naval Academy Museum. You do have to go through the visitor checkpoint building on Randall Street but it was a quick process. We stopped to see the goat statue. They had some displays in the visitor center which is the building right after the gate house. We also stopped to see the crypt of John Paul Johns which was on the way to the museum. This was neat to see.

The museum had a ton of displays and a second floor with lots of model ships. This would be a great place to bring older kids and your parents. They would enjoy it.



❖ **Name: Banneker Douglass Museum**

Cost: Free from what I remember

Address: 84 Franklin St, Annapolis, MD 21401

Amenities: Museum centered on African American History in the Chesapeake Region

Description: I had no idea this museum was so close to where we walk all the time downtown. One day my son and I decided to check it out and it was fantastic. The person behind the desk had a ton of knowledge and shared a lot with us. There were a lot of interesting exhibits and I was happy that my son recognized a lot of it as he was learning about it in school. They had some fantastic art and then some thoughtful displays in the back half which looked to be an old church.



❖ **Name: Annapolis State House**

Cost: Free

Address: 100 State Cir, Annapolis, MD 21401

Amenities: Some museum like exhibits especially that relate to George Washington

Description: I didn't realize you could just walk into the State House until someone told me. You just have to go through a security check point. It is really neat inside. You can see the inside of the dome and there are a few rooms that talk about the history especially as it relates to George Washington. We even popped into a live session of the representatives and it bored us to death in about 2 minutes but neat to see.



❖ **Name: Mermaid Museum and Town of Berlin**

Cost: Was \$11 a person when we went

Address: 4 Jefferson St, Berlin, MD 21811

Amenities: Mermaid Museum

Description: If you are making a trip to Ocean City this summer, then definitely make time for an excursion to [The Mermaid Museum](#) in Berlin which is only about 20 minutes away. This place is fun for both boys, girls and people of all ages. They present you with a challenge as soon as you arrive, and if you get the answer correct after visiting the museum then your group wins a prize. The space is not huge, but you can spend probably about an hour looking through everything. The highlights are the photo opportunities that they have created. They have a bathtub with a mermaid tail sticking out so that you can climb in and get a picture. They also have a huge clam shell you can sit in and get a picture. They have costumes and crowns to make it even more fun. There is a small gift shop when you leave with all sorts of goodies. This can make for a great rainy day activity. The town of Berlin has a lot to offer. There are a lot of shops, a huge toy store, restaurants, a creamery and more, not to mention, it is a very pretty town.



❖ **Name: Tawes Garden**

Cost: Free

Address: 580 Taylor Ave, Annapolis, MD 21401

Amenities: Little free garden tucked away in Annapolis

Description: I was shocked when I discovered this park as I had no idea it was even there. It is tucked in the middle of a bunch of Government buildings near the Naval Stadium. There are parking spots dedicated to the garden in the main parking lot so make sure you park there. You then walk around the

buildings following the signs until you get to the entrance. There are some marshes and boardwalks and flowers and a pond so there was plenty to see. Expect to maybe spend 45 minutes here with kids unless they are in a really adventurous mood.



❖ **Name: Reynolds Tavern Tea Time**

Cost: \$25-30 a person depending

Address: 7 Church Circle Annapolis MD 21401

Amenities: Restaurant with “afternoon tea”

Description: If you live near Annapolis you have probably heard people mention tea time at [Reynolds Tavern](#). [Reynolds Tavern](#) is a historical landmark along Church Circle that’s been in existence since 1747. We decided to finally try tea time and we made a reservation online. The menu is one that is a scannable QR code which is ironic given that it’s a historical restaurant. The tea menu luckily was on paper. We opted for what was called “Afternoon Tea” even though it was only 11 am. This came with a pot of tea for each of us as well as a tower of scones, mini sandwiches, and sweet treats and was roughly \$26 a person. Their other option came with tea and a choice of quiche, soup, or salad and I think this was closer to \$30 a person. I added soup for myself and our 1.5 year old happily munched on cucumber that they brought us. Honestly, it was so much fun. The tea was some of the best tea I’ve ever had. The ambience was fun and clearly felt significant in a historical way. I would definitely do it again. Our 1.5 year old handled it fairly well and it helps that she’s cute so people tend to soften up around her. Be mindful that there wasn’t any other ambient noise to sort of cover up any fussiness if your kids tend to be on the fussier side. They did have plenty on their menu that older kids would eat. Great place maybe for a date or maybe a date with your child! I did take our 8 year old son out to lunch in the basement pub and he loved it. Food was amazing. We paired this with a trip to the William Paca House and Gardens. Afternoon Teas are served 7 Days a Week 11am – 5pm inside the first floor dining rooms.



❖ **Name: William Paca House and Gardens**

Cost: \$5-12 a person depending on activity

Address: 186 Prince George Street Annapolis MD 21401

Amenities: Historic house to tour, exhibit rooms, sprawling gardens to walk around

Description: We have lived near Annapolis for almost fifteen years and I am still surprised at how much Annapolis has to offer that we have not even seen yet. We finally made it out for tea at Reynolds Tavern which was a lot of fun. Afterwards we walked over to the [William Paca House and Gardens](#) which was a half of a mile away and took about 8-10 minutes walking. It took us to a section of downtown with shops that we had never been to before. [The William Paca House & Gardens](#) is a Georgian mansion that was built in the 1760s by William Paca, who interestingly enough, is one of Maryland's four Signers of the Declaration of Independence and the state's third Governor and is now part of [Historic Annapolis](#). When we entered the house we were greeted by extremely friendly employees who gave us the rundown on how to visit the property. We had our 1.5 year old with us who would not have been interested in the one-hour guided tour of the house (\$12 an adult and \$7 for a child 3-17), so we opted for the free roam tour of the gardens (\$5 for anyone 3 and up). This also included two rooms of exhibits and they had a TV outside playing a program that talked about the house and showed the inside, so it was perfect when you have children with you to keep them interested. I think we spent 45 minutes to an hour exploring the grounds and it was a lot of fun. There are many beautiful different sections of the garden to enjoy. The real draw was the pond and bridge where the pond was filled with bullfrogs. Definitely bring a camera as it is a great place to snap some family pictures.



❖ **Name: Frontier Town Water Park**

Cost: Roughly \$25-30 a person

Address: 8424 Stephen Decatur Hwy, Berlin, MD 21811

Amenities: Waterpark although the campus has an arcade and other things on it

Description: We frequent Ocean City so we decided one day to try a different water park so we checked out the one at Frontier Town. It was huge. It was hot. It was crowded. But it was fun. Highly recommend renting a cabana ahead of time. My 1.5 year old loved the small kid section and the little water slide. We went down it 1000 times together.



❖ **Name: Double Rock Park**

Cost: Free

Address: 8211 Glen Rd, Parkville, MD 21234

Amenities: Rock Hopping in a Stream

Description: Some of my fondest memories of adventuring with my kids is when we wind up in the woods playing in a stream. Does it get any better than rock hopping, rock throwing, and critter hunting? I don't think so. We drove up to [Double Rock Park](#) in Parkville, near Towson, right under the beltway. We went on a Monday, and nobody was there. What is fantastic about this park is that you can boulder-hop up and down the shallow stream. The rocks are large enough and close enough that neither of us got wet, but you could if you really wanted to. We tried to follow the 1.6-mile [Blue Trail](#), which was confusing, so we stayed in the stream the whole time. We even sat on rocks to eat our packed lunch. I recommend wearing shoes that can get wet and that you consult the All Trails app if you want to hike the loop. This wooded park is a little surprise in an urban area. It isn't all that big, but it is worth the visit.



❖ **Name: Fort Howard**

Cost: Free

Address: 9500 North Point Rd, Fort Howard, MD 21052

Amenities: Old military Ruins; Big guns; Playground

Description: This is a neat park on the water. It has a lot of historical ruins when it was a fort. There are replicas of giant guns that kids and see and climb on. There is a playground. Great place to stretch the legs, see the water, read about history and so on.





❖ **Name: Horsepen Park**

Cost: Free

Address: 8603 Race Track Road, Bowie MD

Amenities: Playground; Zipline; Bicycle and Scooter obstacle courses for small kids

Description: Around the time my son learned to ride a bike, we heard about [Horsepen Park](#) in Bowie. Multiple people had told me that I just had to take him there. My son was never overly enamored with riding his bike after he learned, so it fell down the priority list until this past week when we finally made the trek over to Prince Georges County. It is a fantastic park with an obstacle course built for kids to ride bikes on. They also have what we assumed was a mini-skate park, although you could ride balance bikes on that as well. We went on a Tuesday and were the only people there for the hour or so that we spent there. We brought our scooters, which were more challenging than a bike, but we did the obstacle courses anyway. The park has a playground, but the real gem is that it has a legitimate zip line that we did repeatedly and laughed every time.



❖ **Name: WBA Trail**

Cost: Free

Address: 8603 Race Track Road, Bowie, MD

Amenities: Bike trail or walking trail

Description: [Horsepen Park](#) is part of the [WB&A trail](#) in Prince Georges County that will soon link up with the [WB&A Trail](#) in Anne Arundel County. In 2022, construction began on a 550-foot hiker/biker bridge over the Patuxent River connecting the two sections. Upon completion, it will serve as the Maryland portion of the [East Coast Greenway](#) and several other national bike trails. We scooted on this for about a mile and then headed home for lunch. It was really pretty and had some neat features like a tunnel and a bridge. Very similar to the B&A Trail.



❖ **Name: Museum of Howard County History**

Cost: Free

Address: 8328 Court Ave, Ellicott City, MD 21043

Amenities: Museum

Description: This was fun to walk around. It was two rooms and had some interesting displays. Was nice to learn about the history of Howard County and some of the people that lived there. We paired this with the children's museum next door which I highly recommend.



❖ **Name: Ellicott Mills Children's Museum**

Cost: Free

Address: 3725 Park Ave, Ellicott City, MD 21043

Amenities: Hands on museum for kids

Description: This place was fantastic. They had multiple rooms set up where kids could touch everything and you could see how people lived way back. They had one room that was a storefront. They had a room that was a house/bedroom. They had a room that was set up as a one room school house. Great place to take the kids. The people that work there are extremely engaging.



❖ **Name: Kidzden**

Cost: \$10 a kid

Address: 4901 Tesla Drive, Bowie, Maryland 20715

Amenities: Indoor Kids Play space

Description: I had heard there was a relatively new kid's gym in Bowie, [Kidzden](#), but we had yet to check it out. On a rainy Saturday I packed up both kids and naturally got out of the house later than I wanted, but we managed to make it to [Kidzden](#) right before 11:00 AM. What is great is that it is right off Route 50, so the drive was only 20 minutes from our house in Arnold. It was way less crowded than I expected and we spent about an hour and a half running amok. My kids aged 1.5 and 9 both had a blast which was really nice, since not all activities appease both ages. The place is built very similar to Hyperkidz in Columbia if you have been there but on a slightly smaller scale. There are a lot of ball pits and slides and climbing structures. There are little push cars to zip around on. They have an area specifically for smaller kids. There are things to climb through, climb on, and things to spin around in. They have birthday party rooms. They sold drinks and Dippin' Dots-style ice cream. We had a blast, and I would definitely go back. They have late hours all week which is huge for those nights where the kids have a lot of pent-up energy and you can't get outside. It was only \$10 a child flat rate, no charge for the adults. As with any high touch kids' area, you'll always want to hand sanitize them after.



❖ **Name: Historic Annapolis Museum**

Cost: \$5-7 a person

Address: 99 Main St, Annapolis, MD 21401

Amenities: Fun little museum about the history of Annapolis

Description: We popped in here in November on a Saturday. They have a fun scavenger hunt for kids which my kids loved. They had a 7 minute movie about Annapolis which was great. They had a few floors of some simple exhibits. We really enjoyed it. Expect to spend about 45 minutes here if with children.



❖ **Name: Waterfront Warehouse Annapolis**

Cost: Free

Address: 4 Pinkney St, Annapolis, MD 21401

Amenities: Giant diorama of historical downtown Annapolis

Description: I had no idea this was here until I was told it by the people working at the Annapolis Museum. It's free but has limited hours. It had a huge diorama of historical downtown Annapolis and it is totally worth checking out. It's fun to try and figure out where you are currently standing in the diorama.



❖ **Name: Crabtowne**

Cost: The arcade is cheap and food was normally priced

Address: 1500 Crain Hwy S, Glen Burnie, MD 21061

Amenities: Seafood restaurant with huge arcade

Description: I have heard of this place but we had yet to go until neighbors invited us. They have a huge menu. Food was good and reasonably priced. The draw though is the massive old timey arcade that is in the middle of it. They still have machines that change your bills into quarters and all the games only take quarters. It's half pinball machines and half arcade games from the 90s I guess. What was nice is that you could get all the entertainment you needed for less than 10 dollars and my son realized how much he loved pinball machines.



❖ **Name: Kidzville**

Cost: 13 dollars

Address: 6030 Baltimore National Pike, Catonsville, MD 21228

Amenities: Indoor play place, ball pits, bumper cars

Description: We did this place on a weekday so it wasn't crowded. This place is massive and clean and amazing. They had huge play structures, ball pits, cannons that shot foam balls, tunnels...etc. They had bumper cars as well. We spent two hours here and lots of calories were burned. It was similar to like a hyperkidz in Columbia but it felt a bit more open.



Pictures:

❖ **Name: Mission Escape Rooms**

Cost: roughly \$30-40 a person but they do have coupons

Address: 40 West St, Annapolis, MD 21401

Amenities: Escape Rooms

Description: This was the first time we had ever done an escape room. We did a big foot themed one at the location on West Street in Annapolis. It was me, my wife, my 8 year old son and 1 year old daughter. It was a blast. My son loved it and begs to do more. We solved it with 2 minutes left. Highly recommend trying this. All the puzzles seemed logical and connected.



Pictures:

❖ **Name: Escape Time Escape Room**

Cost: \$25-40 a person but they do have coupons

Address: 167-A Jennifer Rd, Annapolis, MD 21401

Amenities: Escape Rooms

Description: We did an escape room at the location in Annapolis near the mall on New Year's Eve. We called and scheduled the easiest one they had. This was our second one ever but we invited family so there was 8 of us total (3 children). We did their Atlantis themed one. We had a lot of fun and got out with barely any time to spare but the puzzles were a little bit more ambiguous compared to the one we did at the Mission Escape Room place. It was still fun and worth doing.



Pictures:

❖ **Name: Doodlehatch**

Cost: \$10 a person

Address: 8775 Cloudleap Court, Center Suite 1, Columbia, MD 21045

Amenities: Sort of like an art gallery meets a children's play place?

Description: We had a lot of fun here and it is certainly different than anywhere we have gone. There were a lot of things to touch and see and interact with. They had things to climb on and sit on. They had a whole room that felt like a space ship with buttons to push. They had a giant bed to jump on. They had costumes and masks to try on. It is worth the visit, just keep an open mind and snap lots of pictures. They typically only have weekend hours so call before you go.



Pictures:

❖ **Name: Ellicott City B&O Railroad Museum**

Cost: Free

Address: 3711 Maryland Ave, Ellicott City, MD 21043

Amenities: Trains to climb on, model trains to see, little shop

Description: I'm surprised it took us so long to check this place out but we went when my son was 8 and it was right around Christmas time. They had a ton of different model trains set up. They had some historic things to read about. They had a caboose you could climb in and around. Everything was clean and nice to see. It does not take all that long to go through it so we walked around the historic downtown and got lunch at Manor Hill which was fantastic. We also hit up the candy store and the toy store. Solid day out.



Pictures:

❖ **Name: Hagerstown Art Museum and Cultural Trail and City Park**

Cost: Free

Address: 401 Museum Dr, Hagerstown, MD 21740

Amenities: Art Museum, neat path with outdoor art, park with a lake

Description: We did a day in Hagerstown and part of our trip involved the Art Museum which is free and it is located at City Park which has a lake and is pretty to walk around. Our 7 year old was entertained enough at the museum for 30 minutes. You could walk around the park and then walk to the Cultural Trail which had some outdoor art to see to include an entire side of a building being painted. You could also hit up the Hagerstown Outlets and the German restaurant downtown!



Pictures:

❖ **Name: Discovery Station Children's Museum**

Cost: A few dollars a person – I think it was 20-30 for 4 people

Address: 101 W Washington St, Hagerstown, MD 21740

Amenities: Indoor kids play place/ kids museum

Description: This place was awesome. Our 7 year old enjoyed it but kids in the 3-6 range probably would enjoy it even more. They had different rooms with different themes. They had animals. They had an entire section dedicated to the Titanic which was just neat. They had a whole art room. Totally worth the visit to knock out a few hours.



Pictures:

❖ **Name: Hagerstown Train Roundhouse Museum**

Cost: I think it was \$10 a person

Address: 296 S Burhans Blvd, Hagerstown, MD 21740

Amenities: Train exhibits and model trails

Description: A lot of history here. Great place to bring the kids if they like trains. They have a bunch of real trains outside. Inside they had a train simulator and lots of model trains and exhibits. Easy place to waste an hour.



Pictures:



❖ **Name: Marty Snook Park**

Cost: Free

Address: 17901 Halfway Blvd, Hagerstown, MD 21740

Amenities: Outdoor playground consisting of hand carved wooden pieces

Description: This part of the park just opened in August of 21 when we went and we were excited to see it during our weekend trip to Hagerstown. Can't believe someone made all of it out of wood. Whole place smelled of wet fresh cut wood which oddly enough I enjoyed. Definitely one of the more unique playgrounds we have gone to.



Pictures:

❖ **Name: Ellen O Moyer Nature Park**

Cost: Free

Address: 7314 Edgewood Rd, Annapolis, MD 21403

Amenities: Hiking path through the woods, view of the water

Description: I had no idea this place was here. There is a very small parking lot right next to the marina where Capital SUP launches. There are some nice views of the bay and I think the trail is a mile or less. It's a nice stroll. We paired this with the Annapolis Maritime Museum.



Pictures:

❖ **Name: Annapolis Maritime Museum**

Cost: \$7 a person

Address: 723 Second St, Annapolis, MD 21403

Amenities: Pier, fish tanks, little beach, displays about the bay

Description: This is a neat little museum with displays about the bay. Some are interactive. It's not huge but there are enough things to see inside. If it's a nice day outside where you can climb on the old boat(s) and play in the sand you could make an hour or two out of the trip.



Pictures:

❖ **Name: Denton Animal Rescue**

Cost: I think it was \$10 a person

Address: 25883 Garey Rd, Denton, MD 21629

Amenities: zoo/animal encounters

Description: This is the craziest animal encounter we have ever had. The place was very inexpensive. You have to call and leave a voicemail and they call you back to tell you available days and times and you make a reservation. It is very low tech in that sense. When we showed up we were immediately handed a baby capybara, skunk and kangaroo through the car window to hold for like 20 minutes. When we got out we were able to see the sloths and then hand feed kangaroos and capybaras and porcupines and all sorts of animals. And then you got to go into two different fields to feed horses and camels and everything else. It was insane and it was awesome. We ate at Bullocks Deli after and that was amazing too.



Pictures:

❖ **Name: Martinak State Park**

Cost: Free

Address: 137 Deep Shore Rd, Denton, MD 21629

Amenities: Playgrounds, water access, fishing

Description: I had heard people talk about this park a lot. I thought Tuckahoe was significantly better. Martinak had a few playgrounds. It had water access and you could fish there. I'd pair this with something but I wouldn't go out of my way to go just here. We paired it with the Denton Animal Rescue.



Pictures:

❖ **Name: MeLand Kids Gym**

Cost: 10-15 a person

Address: 5115 Pegasus Ct Suite P - R, Frederick, MD 21704

Amenities: Indoor Kids Gym

Description: This place felt very similar to Hyperkidz in Columbia. It was just a massive indoor kid's gym with a ton of things to do. You could wear your kids out easily here. It was nice because it had a few different features from Hyperkidz and was way less crowded.



Pictures:

❖ **Name: Axe House Severna Park**

Cost: It is a bit pricier maybe 20-30 an hour but kids under 8 are free

Address: 570 Ritchie Hwy Suite H, Severna Park, MD 21146

Amenities: Indoor Axe Throwing

Description: What was awesome about this place is that kids under 8 are free. My son was 7 when I took him here the first time and he loved it. I was a little worried how that would go as he is high energy

but he did great and no injuries. Everything is sharp enough to stick in the wood but not really sharp enough to cut yourself when holding it. He threw pretty much everything they had.



Pictures:

❖ **Name: Savage Mill Trail**

Cost: Free

Address: Bollman Iron Truss Bridge Laurel, MD 20723

Amenities: Hiking Trail along the river and access to antique mall

Description: We parked on the street right next to the bridge. We walked over and on the bridge to look at it as it's very neat and has some historical significance. We then walked the trail along the river which was really pretty and scenic. There are some different ruins along the way that you can check out. If you wanted you could double back and cross the bridge and check out the Savage Mill Antique mall or get food.



Pictures:

❖ **Name: Howard County Conservancy**

Cost: Free

Address: 10520 Old Frederick Rd, Woodstock, MD 21163

Amenities: Animals; hiking trails; outdoor "playground" and gardens

Description: We stopped here after a day in Ellicott City and I think this is a great place for younger kids. They have hiking trails that are all fairly short and fun. They have an outdoor play area which is more suitable to younger kids. There were a few owls, chickens, and goats that we saw. The garden path was

very pretty. They did have an indoor building but it was closed when we were there. I think the 5 and under crowd could have fun here for a few hours exploring.



Pictures:

❖ **Name: Buzzards Rock Hike Patapsco Area**

Cost: Free

Address: 20 S Hilltop Rd, Catonsville, MD 21228

Amenities: Hiking Trail with river views and water access

Description: We parked in a small lot off of South Hilltop Road. We did about a 3 mile loop. This loop takes you to Buzzards rock where you can see down to the river so it's a small overlook. It then takes you down to the Grist Mill Trail which parallels the river and is near the swinging bridge. We cut through the tunnel and then back up the hill to complete the loop. What was nice is that you have stream/river views for almost the whole hike. Was definitely one of my more favorite Patapsco hikes.



Pictures:

❖ **Name: Trolley #9 Trail**

Cost: Free

Address: 2399-2305 Edmondson Ave, Catonsville, MD 21228

Amenities: Hiking Trail to downtown Ellicott City

Description: We parked along the street on Edmondson road and then got on the trail head at Chalfonte Drive. It was a nice easy pretty hike. It's mostly flat along the Cooper Branch stream. At the end it turns into a boardwalk and you wind up in downtown Ellicott City. We walked around the downtown, hit up a juice bar, and walked back.



Pictures:

❖ **Name: Wild Kid Acres**

Cost: I think it was \$10 a person and you had to buy tickets online

Address: 731 Central Ave E, Edgewater, MD 21037

Amenities: Little petting zoo

Description: Wild Kid Acres when we went had just opened. They had a bunch of animals roaming around that you could feed and pet. They had a fire going and a little playground. My favorite was the highland cow because I'm just a big fan of furry cows that you can pet. Nice way to spend an hour or two.



Pictures:

❖ **Name: Piney Orchard Trails**

Cost: Free

Address: Lone Wolf Trail, Odenton, MD 21113

Amenities: Hiking trails around a pond

Description: I didn't know that the Piney Orchard area had a trail system until recently but they do and it was super nice. The trail goes around a series of big ponds that had turtles and birds in it. Was not all that hard for a 7 year old and we saw younger kids on it as well. We parked in the parking lot right by the trailhead.



Pictures:

❖ **Name: North Beach**

Cost: Depends what you do

Address: 9200 Bay Ave, North Beach, MD 20714

Amenities: bay boardwalk; beach; shops; restaurants; playgrounds

Description: We drove down to North Beach to spend a nice sunny day there. We parked in the free public lot right next to Plaza Mexico restaurant. We walked along the boardwalk (beach was closed when we were there). We went to the sunrise garden and named all the Koi fish. We played on the really nice playground at 9017 Dayton Ave. We walked up and through the wetlands overlook park. We ate lunch at the Hook and Vine restaurant and got ice cream and coffee. You could easily spend a half a day here.



Pictures:

❖ **Name: Walker Mill Regional Park**

Cost: Free

Address: 8001 Walker Mill Rd, Capitol Heights, MD 20743

Amenities: Playground

Description: This was a very impressive playground just like the one at Watkins. I think in the summer half of the park has water features that kids can play with. You could easily spend an hour or two here. We even hit Watkins on the way home because it was so close.



Pictures:

❖ **Name: Janes Island State Park and Crisfield**

Cost: Free

Address: 26280 Alfred J Lawson Dr, Crisfield, MD 21817

Amenities: Camping; kayaking trails; fishing; white sandy beach

Description: Janes Island had been on my to-do list forever. One weekend when we were in OC we decided to go because it was only 1 hour from OC versus being 2 plus from Annapolis. We brought our own kayak and everything else. Janes Island has very impressive kayaking trails that lead to a remote white sandy beach that is miles long. I don't think I judged the wind and tides well because I found it to be very strenuous to kayak the shortest distance to the backside of the beach and then on the way back the tide and wind switched again making it difficult to paddle back. The kayaking trails were very pretty and the beach felt like we were the only people around. Could definitely spend a day here. They do have campsites here as well. After we went to the town of Crisfield and got lunch along the water at the Water's Edge Café which was great. I got homemade Salisbury steak there which was awesome.



Pictures:

❖ **Name: Downtown Frederick and Art Trail**

Cost: Free

Address: 125 E All Saints St, Frederick, MD 21701

Amenities: Small river walk; art trail; restaurants and shops

Description: I had never been to downtown Frederick before but I was blown away by it. It was amazing. We parked at the All Saints parking garage and then walked along the Carroll Creek River walk. The landscaping was well done and there are little bridges and murals and there is an entire art walk



that we did (<https://www.visitfrederick.org/things-to-do/tours/self-guided-tour/public-art-trail/>) where we found all the items listed. There are fish in the river. We then headed uptown to Brewers Alley and ate lunch. There are a million unique restaurants and shops all in walking distance. The art trail took us all over the downtown so we were able to see quite a bit.



Pictures:

❖ **Name: Spinners Arcade**

Cost: \$15 a person

Address: 919 N East St Suite B, Frederick, MD 21701

Amenities: Old school arcade

Description: When we were in downtown Frederick we decided to stop here after. It is a massive warehouse filled with old school arcade games. The best part was that you play a flat fee and can play everything as much as you want. My 7 year old loved it.



Pictures:

❖ **Name: Fountain Rock Nature Center**

Cost: Free

Address: 8511 Nature Center Place, Walkersville, MD 21793

Amenities: Nature Center; old Kiln; quarry; turtles; playground

Description: We stopped here after our day in Frederick because it wasn't that far away. They had a really nice nature center with animals and we happened to get there when they were feeding the snakes. We also bought turtle food and wandered over to the quarry and all the turtles swim up to you

to be fed. You can walk around the ruins of the old limestone kiln which is cool to see. They also have other trails and a playground.



Pictures:

❖ **Name: Downtown Sykesville; mini train ride; farmers market**

Cost: few dollars for the train ride as a donation

Address: 731 Sandosky Rd, Sykesville, MD 21784

Amenities: Little train ride; restaurants and shops.

Description: If you hit up downtown Sykesville on a Sunday they have free mini train rides for kids where they get to go around the loop twice. They also do a big farmers market. The downtown is pretty and you can hop over a small bridge and there's a playground and a skate park. We topped it off with ice cream of course. Lots of restaurants. We ate outside at EW Becks and the food was great. The one restaurant is right along the railroad tracks and I think is a converted train station.



Pictures:

❖ **Name: National Shrine Grotto of Our Lady of Lourdes**

Cost: Free other than donations

Address: 16330 Grotto Rd, Emmitsburg, MD 21727

Amenities: religious shrines

Description: I'm not necessarily an overly spiritual person but I like taking Emmett to see beautiful things and the Shrine Grotto was certainly a beautiful place and you can see why people are drawn to it. You could spend an hour walking around looking at all the shrines and it was just a really pretty area. We did this one day after going to the Catoctin Zoo.



Pictures:

❖ **Name: Pioneer Coal Mine and Steam Train Ride**

Cost: I think we spent 30-40 total for 2 of us for both things.

Address: 19th Street & Oak Street, Ashland, PA 17921

Amenities: Coal mine tour and steam train ride

Description: We stopped here after camping at Locust Lake in PA the one weekend. We did the steam train ride first. The train takes you out a ways and then they talk about the coal mines. Then we did the actual mine tour where they take you deep into the coal mine and talk about the mines down there. This was super fun. It was cold and wet down there. They did have a restaurant there so we got food and they also have a playground.



Pictures:

❖ **Name: Barn Hill Preserve**

Cost: \$60 a person (it's expensive)

Address: 34215 Peppers Corner Rd, Frankford, DE 19945

Amenities: Encounter zoo

Description: This place was 25 minutes from Ocean City which is where we were staying when we did this. It is expensive but it's a different experience. We got introduced to 5 animals inside a tent (to include a porcupine, a hedgehog, and a sloth). Then we went to a different area where we were able to hold a baby kangaroo and a monitor lizard and an armadillo (as well as pet a turtle that likes head pets). We then went inside and pet a baby sloth and hand fed adult sloths. They do have other animals on site you can see. They are going to build a swim with otters enclosure at some point which I most certainly will do.



Pictures:

❖ **Name: St. Mary's College Ruins**

Cost: Free

Address: 89 Ilchester Rd, Catonsville, MD 21228

Amenities: Building ruins; graffiti; "The altar"

Description: I don't know the full history but I guess St. Mary's College in Ellicott city went defunct and there are ruins in the woods to see. The altar is the star attraction. It is spooky to see it in the woods the way it is. When we went someone had painted the entire thing and the stone walls around it. There are random other ruins in the woods and past the altar appears to be an outdoor pool where trees have grown and there is quite a bit of graffiti around. This was a fun hike and it's less than a mile to do the loop. The issue is parking. They started giving tickets for people that park near it. We parked at the "Avalon" area of Patapsco, crossed the swinging bridge, turned left and took that "Grist Mill" trail until it ended and when you cross the street the trailhead for the ruins starts. All in all about a 4 mile trip but worth it.



Pictures:

❖ **Name: Star Gazing Farm**

Cost: \$10 a person when we went

Address: 16760 Whites Store Rd, Boyds, MD 20841

Amenities: Pet rescued animals

Description: This place is an absolute must for everyone. It's a little bit of a drive but so worth it. This place is a rescue farm where they take in animals that would be put down. We got to spend an hour and a half in the pen with all the animals petting them and learning about them. I have never been

around calmer farm animals. The horses and goats and sheep walk up to you and just want to be pet. The pigs want to be pet. They have a cute gift shop and all the money goes towards supporting the animals. Please go here! Check the website and call to see when they have open time slots. We went on a Saturday and there were only 3 other people with us so it was very intimate.



Pictures:

❖ **Name: Accokeek Farm**

Cost: Free

Address: 3400 Bryan Point Rd, Accokeek, MD 20607

Amenities: Walking Trails; view of Mt. Vernon; pier; water; farm animals

Description: This place is like a mashup of kinder farm park and London town gardens. It is supposed to be representative of a farm in colonial days. All the buildings are neat to see. They have farm animals. Lots of trails. You can see George Washington's home across the water and you can find some gigantic snail shells on the beach. Good place to spend a few hours running around and it's free. We paired this with Chapman State Park.



Pictures:

❖ **Name: Chapman State Park**

Cost: Free

Address: 3452 Ferry Pl, Indian Head, MD 20640

Amenities: Walking Trails; building ruins; beach; old cemetery; plantation house with the tree lined driveway

Description: This place was an absolute blast. There is a small parking lot you park in and then you walk down a gravel path and then you are walking up the driveway where it's tree lined on other side and there is this huge plantation style house at the end. The original occupants were friends of the forefathers so there is history there. The house is on the Potomac River. There's a huge long beach.

We did the trail loop and there is a cemetery with headstones from the 1800s. There are also a lot of old and abandoned and sometimes creepy buildings to see. We only saw 2 other people when we were here. We paired this with Accokeek farm.



Pictures:


❖ **Name: Gambrill St. Park**

Cost: I think it's a few dollars per car

Address: 8237 Gambrill Park Rd, Frederick, MD 21702

Amenities: Hiking trails; "natural playground" and 3 scenic overlooks

Description: We parked at the "lower lot" and walked up the black trail to the top of the hill. There are 3 incredible stone overlooks that look out over Frederick and the surrounding areas. We hit the three overlooks and then made our way back down after stopping for lunch at a picnic table. There is a natural playground which may be entertaining for a little but it didn't have much to it. When we got back to the car we realized they had a drop box for a few dollars per car to park in the lot. There are also a lot of neat history signs about how the park features were built.



Pictures:

❖ **Name: London Town Gardens**

Cost: Varies but 10-20 per person. They do AAA discount

Address: 839 Londontown Rd, Edgewater, MD 21037

Amenities: Gardens; walking trails; historical buildings

Description: We went here in November and were pleasantly surprised at how there was no one there and that the gardens were still quite beautiful with quite a few plants blooming flowers at that time. We started our time there in the historic buildings. We especially liked the old timey wood shop. After

the buildings we did the trails through the gardens which were very pretty. The whole place is on the water so there are a few spots you can stop and take it all in. Great way to spend a few hours on a nice day. After the outdoor portion we masked up and looked at the exhibit inside which was more enjoyable for the adults than the kids.



Pictures:

❖ **Name: Wincopin Trail**

Cost: Free

Address: 9313 Vollmerhausen Rd, Jessup, MD 20794

Amenities: Hiking Trail; building ruins; overlooks; lots of river views and river access

Description: The small lot was full when we got there so we just parked along the street with no issue. We only did some of the loops (green and blue). The trails were clean and pretty. Lots of river views. At one point there are some building ruins and you can get right up to and play in the river. You can also get to an overlook and see both rivers merging. This was a nice easy trail system and I highly recommend. We saw a fox, a snake, and a salamander along our way.



Pictures:

❖ **Name: Green Meadows Petting Farm**

Cost: We did the groupings so it brought it down to 10 a person

Address: 10102 Fingerboard Rd, Ijamsville, MD 21754

Amenities: pig races, lots of animals to see and pet, hay rides, feeding farm animals

Description: One thing that was nice about this place was that they had giant garbage cans filled with animal feed and you can just stick your hands in and grab some and feed the cows and goats and sheep and so on. You don't have to buy animal food. This place is like a cross between a mini zoo and a farm.



They have a nice variety of animals to see (kangaroos, a bison, farm animals, turkeys and chickens). They do pig races. They had a hay ride. It's not a huge place but you could easily spend a few hours here. They do sell people food.



Pictures:


❖ **Name: SERC (Smithsonian Environmental Research Center)**

Cost: Free

Address: Contees Wharf Rd, Edgewater, MD 21037

Amenities: Hiking trails; boardwalks; beach

Description: This place was closed for most of 2020 but reopened towards the end of the year. When you are driving up you will come to a security gate house which was concerning at first but they just waved us through after giving us a parking pass. We did the trail along the water and immediately you find yourself at a neat little beach along the bay with big trees towering above you and shading you. This would be a fun place to spend time in the summer. The trails are really nice and huge portions are on boardwalks over the marshes. We took it all the way to hog island and then back. This would be a very manageable trail for young kids and they would have a lot of fun.



Pictures:

❖ **Name: Spocott Windmill**

Cost: Free

Address: 1663 Hudson Rd, Cambridge, MD 21613

Amenities: Historic Buildings; a giant windmill;

Description: I wouldn't necessarily drive all the way out here for just this, but we went to Blackwater Wildlife Refuge and did other things in the Cambridge area and so it was worth it. Our son really liked



seeing the single room school house as well as the blacksmith shop. Make sure you bring a grandparent with you so they can talk about how when they were kids that's how school was haha.



Pictures:

❖ **Name: Roers Safari and Zoo**

Cost: We probably spent close to \$100

Address: 1228 Hunter Mill Rd, Vienna, VA 22182

Amenities: Drive through Safari and walk through zoo

Description: This place was only an hour away. You start by driving your car very slowly twice around a loop in hopes the animals they have come up to your car and take food from you. We had great luck with the Llamas as every single one stuck half their body in the car to take food from us and they were very gentle. We also got an emu that came up to us. The bison and the deer seemed disinterested. The geese follow you everywhere begging for food. Once you make the two laps you can park and walk around the zoo area. You can feed a giraffe and do camel rides. They have a neat collection of animals. We thought it was a super fun experience and we probably spent about two hours there. I think half of the money we spent was on cups of food (carrots and lettuce) because you can feed a lot of the animals in the zoo as well as on the driving portion.



Pictures:

❖ **Name: Bacon Ridge Trail**

Cost: Free

Address: 1801 Hawkins Rd, Annapolis, MD 21401

Amenities: Hiking trails and mountain biking trails

Description: This is a nice well-kept hiking trail not far from us. We did the box turtle trail. There is a small stream and a few abandoned cars strewn around. Also there were a few interesting trees with

crazy tree roots. There are a lot of mountain bikers so you do have to move out of the way a handful of times during the hike.



Pictures:

❖ **Name: AACC Nature Trail**

Cost: Free

Address: 101 College Pkwy, Arnold, MD 21012

Amenities: Nature path with streams and little bridges

Description: I had no idea there were nature trails on the AACC property but there are trailheads all over the place. We parked near the running track and hopped on the trail near the bookstore and did a figure 8 essentially. It came out to about 1.7 miles. There are a ton of little bridges and streams. When you get closer to the golf center there are golf balls all over the place in the woods and in the water. Even if you didn't want to trek the whole thing it is still a neat place to bring kids to play in a stream if you wanted to.



Pictures:

❖ **Name: Soapstone Trail**

Cost: Free

Address: 1288 S Rolling Rd, Halethorpe, MD 21227

Amenities: Hiking and mountain biking

Description: This is technically part of the Patapsco. This was a nice pleasant roughly 3 mile hike. When we started the trail we started to the right. If you start to the left you get down to the river faster but then it's a harder trek back from how I understand it. Easy parking. Would definitely do again.



Pictures:

❖ **Name: Northern Central Railroad Trail**

Cost: Free

Address: 1348 Wiseburg Rd, White Hall, MD 21161 (this is an address next to the lot in the middle of the trail where we parked)

Amenities: Biking; walking; running

Description: The NCR trail is a 20 mile trail that starts in Hunt Valley and goes to the PA line. If you wanted to bike the whole thing you could do 40 miles up and back and apparently the trail continues in PA so there is even more you could add to it. We parked in the middle and biked almost 10 up and then almost 10 back. The trail is beautiful. It cuts in and out of the Gunpowder Falls Park and there are streams and rivers and lots of places to stop along the way. If you start in the middle there is a giant lawn gnome display that someone created that's along the trail and it is worth checking out. The trail looks flat but you'll realize that there is just the slightest incline as you go north so it is a little bit of a workout on the way up but is very easy coming back.



Pictures:

❖ **Name: Centennial Park**

Cost: Free

Address: 10000 Clarksville Pike, Ellicott City, MD 21042

Amenities: Lake, walking running and biking path, critters

Description: This park is awesome and it has a nice big lake with a wide paved path the whole way around it. If you wanted to take a walk or push a stroller or do a bike ride then this is the place. The trail map says the trail is 2.5 miles around the lake. We managed 4 but we cut in and out of the different paths down to the water and went off trail a little. People were fishing here. We brought a little net

and went critter hunting. We saw crayfish, turtles, fish, deer, hawks, blue herons, minnows, and frogs so it was an eventful trip. I would imagine this place would be crowded on the weekends. It was crowded (but not too crowded) on a gloomy Wednesday when we went.



Pictures:

❖ **Name: Glendening Preserve**

Cost: Free

Address: 5702 Plummer Ln, Lothian, MD 20711

Amenities: Hiking; streams; boardwalk over the marsh

Description: The main loop trail here is roughly 3-4 miles long. It's a nice hike through the woods. We crossed a few small streams that we stopped at looking for fun things and we saw a snake and minnows and some frogs. Halfway through the trail is a really nice boardwalk and pier out over the marshes. We ate lunch sitting on the pier. We watched the birds fly around the caught minnows with a net off the pier. There is a nice barn with a butterfly garden at one point along the trail. There was a long stretch of "barren" area with flowering cacti which was neat.



Pictures:

❖ **Name: Lilypons Water Gardens**

Cost: Free

Address: 6800 Lily Pons Rd, Adamstown, MD 21710

Amenities: Lots of ponds; feed the koi fish; buy pond stuff; trails

Description: We lumped this in with our Maryland Heights Hike and stopped here on our way home. We spent an hour here but you could easily spend a few. This place is a pond store essentially but they encourage people to just come spend time on their grounds. They must have 20 ponds set up in different ways. You can feed the Koi fish in the main pond. It looked like they had trails as well. It was a very pretty place. Would be fun to pack a lunch and spend some time here.



Pictures:

❖ **Name: Maryland Heights Hike Overlooking Harpers Ferry**

Cost: Free when I went, may be \$10-15 giving you access to all of historic Harpers Ferry

Address: 489-551 Harpers Ferry Rd, Knoxville, MD 21758

Amenities: Hiking trail; amazing overlook

Description: This hike was at the top of my adventure list for a long time. When we finally did it, the parking lots at the trail heads were closed because of Corona and the pedestrian bridge from Harpers Ferry was closed because of the train derailment. Even when open the two small parking lots are very small and there is nowhere to sit and wait for a spot. We decided to park our car at the bend on Keep Tryst Road near the Weverton Cliffs Parking lot. Lots of people park here. We brought our bikes and 2 seconds away from where we parked was access to the C&O Canal towpath. From here it was a very easy and very scenic 3 mile bike ride to the trailhead for Maryland Heights. When we got to the trailhead we chained our bike up to the sign for the trailhead and then we made our way up the trail. Because of the challenge for people to get there we only saw one other single person the whole time on the trail which was crazy. The trail to the overlook is not incredibly long but it is incredibly steep. It is basically uphill the entire way. My 5 year old who can go forever got tired and I had to carry him. There is a second loop once you get to the top that goes out to some historic ruins but we passed on that. The overlook was hands down the most impressive overlook we've come across in Maryland. It was totally worth it. We ate lunch at the top and hiked back down. Going down is much easier as it's all downhill but it's such a descent that it feels like you have to slow yourself down the whole way down. When we got back to the bottom we biked the 3 miles back to the car.



Pictures:

❖ **Name: Patuxent Branch Trail**

Cost: Free

Address: 8400 Fair St, Savage, MD 20763

Amenities: Bike/walk/running trail and access to the little Patuxent river

Description: We did this on our bikes. This is a beautiful trail. It is half gravel and half paved. Lots of bridges and boardwalks. Lots of access to the river to play in and look for critters or throw rocks. We started at Savage Park in Savage/Laurel and rode it out to Lake Elkhorn in Columbia. There and back was 10 miles for us. You could extend that and go around the lake. Even if you did a little on a stroller or a walk it is worth it. Very scenic. The Savage/Laurel half feels more like a preserve. The Columbia half is paved and has more bridges and boardwalks.



Pictures:


❖ **Name: Magruder Branch Trail**

Cost: Free

Address: 23723 Kings Valley Rd, Damascus, MD 20872

Amenities: Hiking/walking/biking trail; lots of streams and critters

Description: We stopped here because we did the rent a coop chicken rental and had to return everything out this way. This is a very beautiful trail. It's paved or is boardwalk. It's not super long and I think out and back was 6 miles. We biked it but stopped a ton to play in the streams. We found crayfish, tadpoles, frogs and other creatures. I would definitely go back here.



Pictures:

❖ **Name: Insectlore Butterflies**

Cost: In the \$30 range depending

Address: <https://www.insectlore.com/>

Amenities: caterpillars and butterflies

Description: Ok so this isn't a place you can go but it was something we did at home during COVID. We ordered the butterfly kit and enclosure. They mail you a tub of 5 caterpillars with some gross looking stuff in it and it must be their food. After a while they all turn into a chrysalis and you move them to an enclosure and about 7-10 days later they start hatching as painted lady butterflies. 3 of ours hatched perfectly. 2 hatched and their wings were in rough shape so just know that can happen.



Pictures:

❖ **Name: Blandair Regional Park**

Cost: Free

Address: 5750 Oakland Mills Rd, Columbia, MD 21045

Amenities: Multiple playgrounds/ Ninja warrior course

Description: We went here for the ninja warrior course that was kid friendly. It was a neat set up with a giant timer in the corner if you want to see how fast you can do it. There are multiple massive playgrounds in different parts of this area, some were still under construction. Could easily spend half a day going between them. Update: We went to the new "north" section and it was an awesome massive playground appropriate for lots of ages.



Pictures:

❖ **Name: Annie's Playground**

Cost: Free

Address: 864 Smith Ln, Fallston, MD 21047

Amenities: Massive sprawling playground

Description: This is a playground you'd drive an hour to go visit. It's that big. It has a ton of neat features and climbing structures. If your kids are young bring two parents because if your kids are also fast you will most certainly lose them at times as they go in and out of everything. You could couple this with either the Jurassic mini golf or the king and queen seat hike.



Pictures:

❖ **Name: Jurassic Mini Golf**

Cost: depends on what you do

Address: 331 Baltimore Pike suite 8, Bel Air, MD 21014

Amenities: Indoor glow golf; AR/VR that's kid friendly; arcade

Description: This place was awesome (also was an axe throwing place next door I would have loved to go to but not with a 5 year old obviously). The glow golf felt very Jurassic park. It was nicely done. The arcade was nicely populated with fun games and was affordable. They had this thing called Voxel VR. You put on sunglasses and played these different games where it seemed like things were coming at you and you had to move or grab them. My 5 year old loved it. Plus you got tickets to redeem for arcade prizes just for trying.



Pictures:

❖ **Name: King and Queen Seat Hike**

Cost: Free

Address: Unnamed Road, Jarrettsville, MD 21084 (parking is right off the road) in Rocks State Park

Amenities: Hiking Trail; rock overlook

Description: This is a very nice 2-3 mile loop. Some parts are steep. We started up the hill and when the loop started we went to the right so the overlook would be the payoff at the end. Sadly an hour before we got there someone slipped off and passed away so be very careful on the overlook. There are plenty of places to take a peek at the start of the rock but you don't need to go all the way out to the edge. Rumors say the rock cropping was some sort of Indian ceremony site.





Pictures:

❖ **Name: Conowingo Dam**

Cost: Free

Address: 2569 Shures Landing Rd, Darlington, MD 21034

Amenities: Fishing, view of a dam, bald eagles

Description: So...it was a dam. Was neat to see for a few minutes. Maybe would have been neat to drive over but we didn't do that. I did not see any of the famed bald eagles but I also didn't have any equipment like binoculars or a big camera lens. I wouldn't drive out here specifically for this but if you are close by it's worth a stop.



Pictures:


❖ **Name: Merkle Nature Preserve**

Cost: Free

Address: 11704 Fenno Rd, Upper Marlboro, MD 20772

Amenities: Little nature center; pond; hiking trails

Description: This was a cute place. We went to the nature center and they had some animals in cages to see (snakes and turtles and things like that). They had binoculars and a viewing station to see birds. They had a few kid friendly things to play with. It was quaint. We then did the Paw Paw trail which was fun and then drove over to the driving trail and got out to see the boardwalk and catfish pond. If you go, look for my son's green glasses that I lost while hiking there lol.



Pictures:

❖ **Name: Scary Strokes**

Cost: depends what you do

Address: 2960 Technology Pl Suite #106, Waldorf, MD 20601

Amenities: indoor haunted themed glow golf; arcade; food

Description: We really enjoyed the indoor glow golf here. It felt very hotel Transylvania to us. The arcade was small but had good games. We got food there and that was our day.



Pictures:

❖ **Name: Greenbury Point Hike**

Cost: Free

Address: Greenbury Point Nature Center, Annapolis, MD 21402

Amenities: Hiking, view of the bay, view of the naval academy

Description: We did the simple loop hike (west road out and east road back) when we went. It goes all the way down the peninsula and around and back. Great water views. Trail is big and flat the whole way and is 2 miles long. Very kid friendly. You have to check the twitter account to see if it is closed: <https://twitter.com/nsaannapolis?lang=en> We did not do the nature center portion of the hike.



Pictures:

❖ **Name: Weverton Cliffs**

Cost: Free

Address: Weverton Cliffs Road, Knoxville, MD 21758

Amenities: Hike, amazing view

Description: This is a fairly short and easy hike. You go uphill the whole way up zig zagging. It's not a tough hike. When you get to the top the view is incredible as you can see the river. Worth the drive out there. You are on the Appalachian trail so there are options to continue in other directions.



Pictures:

❖ **Name: Cross Island Trail (bike or walk)**

Cost: Free

Address: 191 Log Canoe Cir, Stevensville, MD 21666

Amenities: Bike walk or run trail

Description: This is a great bike trail. It starts at Terrapin Beach Park right over the bay bridge. It's paved. It's flat. There are awesome views of the water along the way. We did 5 miles out and then 5 miles back.



Pictures:

❖ **Name: Serpentine Trail (hiking)**

Cost: Free

Address: 5344 Deer Park Rd, Owings Mills, MD 21117

Amenities: Hike; stream; abandoned cars

Description: This was a nice easy trail of 2.4 miles. Apparently the environment is unique and different than other areas of Maryland. When we went it felt like we were hiking in the plains of Africa and a lion could jump out. There were a few little streams and an abandoned car or two to spice things up as well.



Pictures:

❖ **Name: Arnold Trails Loop**

Cost: Free

Address: 470 Shore Acres Rd, Arnold, MD 21012

Amenities: Hiking Trail

Description: I had no idea such a nice hiking trail was so close to our house. We parked next to the school and wound up doing a little over 3 miles. There are inclines and declines and streams and lots of beautiful trees. It felt a little Patapsco like which is nice for something so close. Lots of abandoned cars and appliances that appear to be from the 50s. Use an app like alltrails because there are a lot of cross trails here. We followed Red all the way around.



Pictures:

❖ **Name: South Island Trail**

Cost: Free

Address: 2010 Sonny Schulz Blvd, Stevensville, MD 21666

Amenities: Bike hike or walk trail

Description: This is another bike trail on the eastern shore. It's nice and pretty (not as pretty as the cross island trail). You park right next to Matapeake and I think there and back we did 11.5 miles. The trail ends at a pier and the view is very nice. The trail does follow the road so it is a little noisier.



Pictures:

❖ **Name: Annapolis Waterworks Hiking Trail**

Cost: Free

Address: Park on the shoulder of the road near 106 Stone Point Dr Annapolis, MD 21401

Amenities: Multiple loop hiking trails connected

Description: This trail can be almost 10 miles if you do it all or you can choose to do the smaller loops. We did the first loop and the connection to the reservoir and then had lunch and looked at the water and then went back. Trails are in great shape. Very pretty. Had no idea it was there and was so close.



Pictures:

❖ **Name: Black Hill Regional Park**

Cost: Free (at least where we went)

Address: 10 Mile Creek Rd Boyds, MD 20841

Amenities: Hiking; lake; abandoned car

Description: Half of this hike was beautiful. You cross a nice bridge over a stream. The start of the trail is wide and flat and nicely taken care of. And then things get a little confusing as you try to find your way. Eventually you get near the water which is a nice view. There are a ton of trails at this place so I don't want to discount all of them because one was so-so. We stopped here on our way to pick up chicks from Rent A Coop. The playgrounds are apparently very nice but we didn't stop at them.



Pictures:

❖ **Name: Cedarville Forest**

Cost: I think free? May have been a drop box for 2-3 dollars a car

Address: 10201 Bee Oak Rd, Brandywine, MD 20613

Amenities: Hikes; biking

Description: We did the blue loop here at Cedarville forest and it was amazing. The scenery was amazing. When it started there were streams and swamps and bridges and boardwalks and when we got to the middle we cut up to see a lake and then cut back. The trail was longer (roughly 4.5 miles) but it was awesome. There are a ton of trails here. We saw one person the whole time we were out and he was on a mountain bike.



Pictures:

❖ **Name: Rent A Coop**

Cost: \$230

Address: 22325 Ridge Road Germantown, MD 20876

Amenities: Chickens

Description: Ok so this is not a place you can “go” but something you can do. We did the 4 week hatchling program where we got 2 1-week old baby chicks, a cage, bedding, food, an incubator, and 7 eggs and we got to keep it all for 4 weeks. 5 of the 7 eggs hatched and it was awesome. We played with the 2 baby chicks we had already every single day and they have such personalities. Great activity during the pandemic. They give you a bunch of worksheets you can fill out with the kids. They also give you the light to see in the eggs at specific intervals. It was sad to return them.



Pictures:

❖ **Name: Liberty Dam Trail**

Cost: Free

Address: 11648 Marriottsville Rd, Marriottsville, MD 21104

Amenities: Hike; streams; huge Dam

Description: This was one of my favorite hikes of 2020 so far. The hike is easy and follows the river. You cross a few streams. The foliage is neat and different. All of a sudden you can hear rushing water and you come out to a clearing and the Dam is right there in front of you and if you are lucky water is rushing over it and it is awesome to see. We cut back and did the spur that goes up the hill to the top of the dam as well.



Pictures:

❖ **Name: Jug Bay Wetlands**

Cost: \$6 normally but waived during COVID

Address: 1361 Wrighton Rd, Lothian, MD 20711

Amenities: Trails with lots of boardwalks

Description: This place is only open on certain days, I think Wednesdays and the weekend. It was awesome. We did the railroad bed and boardwalk trails and there are just so many neat boardwalks here. We saw a lot of neat birds and we saw a snake. Did 2.6 miles and it was easy and scenic and my son loved it.



Pictures:

❖ **Name: Mallows Bay**

Cost: Free

Address: 1440 Wilson Landing Rd, Nanjemoy, MD 20662

Amenities: Kayaking

Description: Mallows Bay is home to over 200 WW1 and WW2 ships that were intentionally sunk in the Chesapeake Bay and you can literally kayak over and around the remains of the ships that stick out of the water. They have a nice hard shell kayak launch so you don't have to get your feet wet and at the end of the area there is a beachy area you can get out and stretch your legs. The distance is not all that far. In-between the launch and the beach are all the remains of the ship hulls sticking out of the water. Some are still floating and have trees growing out of them. This trip is a must for anyone living in MD. Probably best suited for older kids in the 5 plus range that are ok sitting in a kayak. That is me sitting in my kayak in the picture stuck on the edge of a ship.



Pictures:

❖ **Name: Pasadena Golf Center**

Cost: \$10-15 for 2 of us

Address: 4358 Mountain Rd, Pasadena, MD 21122

Amenities: Mini Golf; driving range; batting cages

Description: We have been on a mini golf tear in 2019. This is a cute course with nice grasses and water features. They told us we could play through as many times as we wanted so we played twice. Was not crowded.



Pictures:

❖ **Name: Night Hawk Golf Center**

Cost: \$10- 15 for 2 of us



Address: 814 MD-3, Gambrills, MD 21054

Amenities: Mini Golf; driving range; batting cages

Description: This is a fun outdoor mini golf center. We played through once but would definitely play again.



Pictures:

❖ **Name: Players Fun Zone**

Cost: Varies depending on how many activities you choose

Address: 519 Old Westminster Pike, Westminster, MD 21157

Amenities: Many bounce houses; glow indoor mini golf; laser tag; arcade; indoor batting cages; bumper cars

Description: This place was fantastic. We did 30 minutes in the bounce houses which there are many of. We then played laser tag. For smaller kids I liked the laser tag at Adventure Park better. The glow golf was one of the best we've played as the dinosaur theme was awesome and it was huge. We then spent time at the arcade. This is worth the trip.



Pictures:

❖ **Name: Play n Learn**

Cost: \$8 bucks a kid

Address: 9033 Red Branch Rd, Columbia, MD 21045

Amenities: Indoor playground equipment; trampolines; ping pong; foosball; basketball court

Description: This place sells playground equipment and they had the genius idea to have open plays there so for 8 dollars we got 2 hours to run around inside and play on everything. You need to buy tickets in advance for the weekends but during the week I think you can just pop in. Probably more fun

with multiple kids versus one kid with an adult(s). Definitely worth 8 dollars especially if the weather is no good.



Pictures:

❖ **Name: Crystal Grottoes**

Cost: \$20 for an adult and \$10 for a kid

Address: 19821 Shepherdstown Pike, Boonsboro, MD 21713

Amenities: A cave filled with stalactites and stalagmites

Description: This was awesome. We went early on a weekend and there were only 2 other people on our tour of the cave so the tour guide really made our son the focal point which made it even more fun. Tour took about 30 minutes. The rock features were really pretty. I'm told this cave is on the smaller side compared to a Luray Caverns but still worth the trip. We paired this with a trip to Washington Monument Park as that was only 7 minutes away.



Pictures:

❖ **Name: Washington Monument Park**

Cost: \$2 a car

Address: 6620 Zittlestown Rd, Middletown, MD 21769

Amenities: quick walk on the Appalachian Trail; monument; fantastic overlook

Description: The town of Boonsboro apparently built this rock monument in honor of George Washington 200 years ago. From the parking lot it is a very quick walk up the hill to see the monument. During the season I think you can go in it and to the top. It was closed when we were there but the view from the base of the monument is incredible. You can also access the Appalachian trail from here so you could do a nice hike in the woods if you had time.



Pictures:

❖ **Name: Adventure Park**

Cost: Depends on activities

Address: 11113 Baldwin Rd, Monrovia, MD 21770

Amenities: Amusement Park Rides; 36 holes of mini golf; laser tag; arcade; bumper cars; ropes course; food; a VR set up in the middle of the arcade; go kart track

Description: I had seen this place off route 70 but had no idea how fantastic it really was. We went on a nice November day and rode a bunch of rides outside. We played all 36 holes of outdoor mini golf. We then went inside and tried the ropes course (probably most 5 year olds and under won't want to do the ropes course but 6-7 may). We also tried laser tag for the first time and my son at 5 loved it. We finished the day with arcade games. We spent 3 hours here but easily could have spent more.



Pictures:


❖ **Name: AACC Science Fair**

Cost: Free

Address: 101 College Pkwy, Arnold, MD 21012

Amenities: 30ish tables set up with science experiments

Description: I can't speak to how frequently the college does this but this was the first year I took our son and he loved it. They had roughly 30 tables set up where the science students could show off experiments to the kids. Many of the tables had crafts or candy or even live animals. This



Pictures:

❖ **Name: Dulles Air and Space Museum**

Cost: Free to get in but \$15 to park your car

Address: 14390 Air and Space Museum Pkwy, Chantilly, VA 20151

Amenities: Lots of planes and rockets to see; a few flight simulators; a tower with a view; IMAX

Description: If your kids like to look at things, this place is incredible as it is essentially a giant airplane hangar. Seeing the space shuttle was worth the drive. They also have the enola gay and a SR71 Blackbird as well as a million other things to see. If your kid likes to get in things and touch things like my kid does, there is a lot less to do. There is a Cessna they can get in but there's a line for it. There is a cheesy flight simulator that my son loved that simulated a space shuttle launch. There were two other simulators but one went upside down and the other was VR and you had to be older. There is a McDonald's onsite. You can go up in the tower and see planes land at Dulles as well.



Pictures:

❖ **Name: Arundel Golf Center**

Cost: \$10-15 for 2 of us

Address: 1501 Dorsey Rd, Glen Burnie, MD 21061

Amenities: Mini Golf; driving range

Description: This was a nice mini golf course outdoors right near the airport. Next time you have to pick someone up, leave early and play a round here.



Pictures:

❖ **Name: Patuxent River Naval Air Museum**

Cost: It was \$20 for 2 adults and a kid when we went

Address: 22156 Three Notch Rd, Lexington Park, MD 20653

Amenities: Planes to see; planes to touch; planes to get in

Description: If your kids like to touch things, this was a way better stop than the Dulles Air and Space Museum. One building has a few static displays of planes and artifacts. The best part is outside where you can walk amongst and touch like 20 different iconic aircraft that are just sitting in a parking lot essentially. There was an Osprey plane, fighter jets; helicopters...etc. Every plane or helicopter you have seen in a movie was sitting out there and you can walk right up to it and touch it. The second building they have has a bunch of model airplanes as well as a cockpit of a helicopter and a cockpit of a jet that kids can get in and hit every button they want. They have flight simulators there as well for \$10 for 30 minutes but we did not partake. This was a hike so pair it with the Calvert Marine Museum; Imaginarium; Solomon's Island; Calvert Cliffs State park...etc.



Pictures:

❖ **Name: Imaginarium**

Cost: \$13

Address: 13360 H G Trueman Rd, Solomons, MD 20688

Amenities: Indoor play space

Description: This place was cute. They built huge play structures out of wood to include a pirate ship, a castle, a camper, a house, a fire station, a car...etc. There are toys and things to play with. Great way to waste an hour or two. It's a hike so pair it with the Calvert Marine Museum, Solomon's Island, Calvert Cliffs State park...etc.



Pictures:

❖ **Name: Severn Run Brown Property Trail**

Cost: Free

Address: Driveway right past St. Anne Lane on Veteran's Highway

Amenities: Hike (easy for little ones); views of the bay

Description: There are a few sections of the Severn Run Trail system. We did the "Brown Property" section which if you are driving north on Veteran's Highway right after you pass St. Anne Lane you'll see a driveway to a house that you pull in and parking is then on your left. The trail was wide and mostly flat and went down the bay and you can then walk back up a little and follow the Severn and then loop back to the parking lot. Would be an ideal hike for little kids as it was easy and they can get to the bottom and throw rocks in the water. Lots of people had their dogs with them.



Pictures:

❖ **Name: Brookside Gardens**

Cost: If I recall the gardens are free to get in, but the butterfly exhibit cost extra

Address: 1800, Visitors Center, Glenallan Ave, Wheaton, MD 20902

Amenities: Botanical gardens; walking paths; teahouse; butterfly enclosure

Description: This place was beautiful. We spent a few hours walking around on the grounds looking at the different floral displays. They have a children's area with things to play in and with. They have a few big ponds and a tea house to view the gardens from. Lots of wildlife (butterflies, turtles...etc). Wings of Fancy was the name of the butterfly exhibit going on where you can go into a greenhouse filled with butterflies that are everywhere. This was a big hit. We did one similar in Key West. This was not quite like that one but was way more impressive than I had expected. Would be a perfect park for family pictures.





Pictures:

❖ **Name: Great Falls (Maryland side is called Chesapeake and Ohio Canal National Historical Park)**

Cost: \$15 a car. Get your parents to get the Lifetime National Park Pass and then it's free if they are in the car with you.

Address: 11710 Macarthur Blvd, Potomac, MD 20854

Amenities: Hiking; Bike Trails; Boardwalk trail to viewing platform to see waterfalls; food

Description: We went on a Wednesday and no one was there. People go on weekends and I'm told it can take 45 minutes to get into the park. We went on the Maryland side. We parked and walked along the canal path to the Olmstead Island trail which is a boardwalk that goes to a viewing platform to see the falls. The falls were way more impressive than I remembered. The walk from the car to the trail to the falls is very kid friendly and is not a long distance. We then got food at the "restaurant" there which wasn't bad. We then biked a few miles along the canal path which was probably the prettiest part of the whole adventure. I have one of those half bikes that attaches to my bike so E can just sit there. It is all on gravel so can be a tiny bit bumpy but is mostly flat. We did about 70% of the Billy Goat C trail which was very kid friendly but not overly scenic. Billy Goat A is not kid friendly but is one of the most well liked trails in Maryland. Billy Goat B was closed when we were there.



Pictures:

❖ **Name: Chesapeake Beach Water Park**

Cost: We bought a groupon! Buy the groupon! Was \$18 a person with groupon. Close to 30 without.

Address: 4079 Gordon Stinnett Ave, Chesapeake Beach, MD 20732

Amenities: Kid friendly water park; food

Description: We went on a Monday and got there 30 mins before it opened and we were second in line to get in. Season pass holders get in earlier than everyone else. It was the perfect size crowd on a Monday. I would not go on a Saturday or Sunday. We spent 5-6 hours here and it was an absolute blast. They have 4 slides that are little kid friendly. They have a lazy river (I just put the arm floaties on E and he would float in the current of the lazy river and I walked next to him). They have a big pool area to swim around in and an infant area as well as some other water features. Food was good and not overly expensive and they have snow cones. This was on my list for 2 years and I'm glad we finally did it as it was absolutely worth it. They do kick everyone out of the water every few hours to check the water and do lifeguard drills so time it right and get out earlier and get in the food lines so you are eating when everyone else gets out.



Pictures:

❖ **Name: South Mountain Creamery**

Cost: Free except the price of ice cream

Address: 8305 Bolivar Rd, Middletown, MD 21769

Amenities: Cow themed playground; seeing cows being milked; baby cows

Description: We stopped here when we camped at Greenbrier State Park. They make the ice cream there and all the cows are there. Was great ice cream. They have a huge play area that is sort of cow themed. I had to drag E out of there. They also have a barn filled with baby cows that you can walk through. You can also see the adult cows getting milked. If you pay a dollar or two they have a self-guided tour pamphlet you can take. You could easily spend an hour or two here.



Pictures:

❖ **Name: Harpers Ferry (Town, not tubing)**

Cost: \$15 a car. Get your parents to get the Lifetime National Park Pass and then it's free if they are in the car with you.

Address: 171 Shoreline Dr, Harpers Ferry, WV 25425



Amenities: Historic things to see; Jefferson Rock; Scenic views; Restaurants and shops;

Description: We parked at the visitor center and they bus you downtown which alleviates any parking concerns. You are immediately greeted with a beautiful view of this tiny historic town on the edge of the Potomac and the Shenandoah. We went to a quaint coffee shop and got coffee and then walked around some of the historic buildings. We walked up to Jefferson Rock where Thomas Jefferson stood and looked out at the rivers and proclaimed its beauty. We walked down to the point where you can see both rivers converge and wave to people tubing. We walked across the bridge and to the other side. We hit up the shops and restaurants and overall made it a nice 3-4 hour day. There's plenty we did not do to include the wax museum as we wanted to keep it 5 year old kid friendly.



Pictures:

❖ **Name: Annapolis Rocks Hike**

Cost: Free

Address: 11196 Baltimore National Pike, Myersville, MD 21773

Amenities: Hike, scenic view from rocks at the top

Description: This was a very nice hike that we did while camping at Greenbrier State Park. We parked at the trailhead parking lot and you can either hike the trail towards Washington Monument Park or Annapolis Rocks. I would say it was close to 2.5 miles each way to Annapolis Rock. My 5 year old made the hike up fairly easily and really enjoyed the view from the rocks. He would have been fine coming down but at that point had lost some interest and was moving too slowly for my liking so I just carried him. You can also claim then that you hiked part of the Appalachian trail.



Pictures:

❖ **Name: Antietam National Battlefield**

Cost: \$15 a car. Get your parents to get the Lifetime National Park Pass and then it's free if they are in the car with you.

Address: 5831 Dunker Church Rd. Sharpsburg, MD 21782

Amenities: Walking and biking opportunities; driving tour of the battlefield; visitor center; demonstrations

Description: We went to the visitor center and grabbed the driving tour map. My 5 year old was not overly entertained by the mini museum they have there. But he was entertained by the live fire demonstration they did outside where they showed the troop movements and the loading and firing of the weapons. We then spent about 2-3 hours doing the driving tour but only getting out of the car at stops that would interest a 5 year old. The sunken road was one of those stops. We walked up the sunken road to the tower and then back and he really enjoyed that. Especially when I told him that some people think that road is haunted. We also got out at the Burnside Bridge which he really enjoyed as well. Everything else we drove, parked, talked about what happened there and moved on. It was a great experience and was certainly abbreviated to accommodate the audience. You could easily spend all day here.



Pictures:

❖ **Name: Greenbrier State Park**

Cost: We camped for 2 nights which was like 22 a night and that included entrance. I think it's a few dollars either per person or per car.

Address: 21843 National Pike, Boonsboro, MD 21713

Amenities: Big beach; swimming lake; trails; camp store; playgrounds; camping

Description: We camped here for two nights in August. Campgrounds were very clean and were big enough to fit two tents. We stayed on the loop closest to the lake because you can quickly walk to the beach and lake from the camp site. The lake is a nice size and the beaches are huge. The swimming area was the cleanest and clearest I've seen for lake swimming. It was nice and shallow pretty far out. The playgrounds were nice. Taking a stroll in the evening around the lake was very pleasant. Was definitely worth the trip out there. Some of the trails at the far end of the park connect to the Appalachian Trail. It made for a great hub for us to go see Harper's Ferry, Antietam, and other things in that area.



Pictures:

❖ **Name: Crofton Go Kart Raceway**

Cost: \$3 a ride roughly

Address: 1050 MD-3, Gambrills, MD 21054

Amenities: Vending machines and one long go kart track that can do single or double karts.

Description: This is a fun place to waste 30 minutes to an hour. We did a double kart because you have to be older to do a single. We bought 5-6 tickets and did the track that many times consecutively. My son loved it but after that many it gets old. Wish they had more tracks but at least it's cheap and it's a long track.



Pictures:

❖ **Name: Idlewild Park**

Cost: Free

Address: 115 Idlewild Ave, Easton, MD 21601

Amenities: Nautical Themed Playground

Description: This was one of the nicer playgrounds we've ever gone to. It was very well planned out. You could easily spend an hour to 3 here depending on attention spans. Had a lot to play on and was very clean. Pack a lunch and stop here on your way to the beach or some other destination on the eastern shore.



Pictures:

❖ **Name: Oxford Day Trip**

Cost: Depends on what you do

Address: 27456 Oxford Rd, Oxford, MD 21654

Amenities: Ferry ride; shops and restaurants; beaches; park on the water; museum; creamery

Description: We made a day trip out of going to Oxford. The oldest continuous operating ferry operates in Oxford. We hung out and waited for the ferry and rode it across the bay and back which was not a very long ride. My son liked seeing them put the cars on and off and we just stood at the edge. Bring cash or a check for the ferry. There is a one room museum downtown where you can see some neat artifacts and history of the ferry and it's free.. Right across the street from that is a park with swings and slides that is right on the water and is also free. There is an awesome creamery with fresh made ice cream. Right near there is another beach called the strand. We set up umbrellas and got out the sand toys and wrapped up the day that way.



Pictures:


❖ **Name: Get Air Trampoline Park**

Cost: Varies by length of time and amount of people

Address: 587 E Ordnance Rd, Curtis Bay, MD 21226

Amenities: Huge warehouse filled with trampolines and ninja style courses

Description: This is a fun rainy day activity. I wouldn't call it cheap. That being said if you don't plan to jump around as well you don't need to buy a wristband and you can walk around the place at the edges to keep an eye on your kids. I want to say we paid roughly \$50 for 3 people for an hour as they make you buy their socks. Lots of fun things to do and jump on. Could easily spend an hour or two there. I would keep an eye on busy times as I wouldn't want small kids having to worry about big kids jumping around if it were too crowded. They did have a section specifically for little ones.



Pictures:

❖ **Name: Shrine of St. Anthony**

Cost: Free

Address: 12290 Folly Quarter Rd, Ellicott City, MD 21042

Amenities: Very large grounds to explore; different gardens; pond; hiking trails; friary; church

Description: The Shrine of St. Anthony sits on 310 acres in Ellicott City. I believe St. Anthony is the saint of lost things. We went for purely adventurous reasons although they have a church service there I think every day. The building looks like a monastery straight out of Europe. The church on the inside is very impressive looking and you can get tours. The friars live there so you can see their library and where they eat and gather. We spent most of our time walking around outside looking at the different garden areas and the statues and shrines. We also did a few mile hike on their trails in the woods. We stopped by the big pond. We eventually went inside and walked around. We spent around 2 hours here and it was kid friendly. <https://www.onlyinyourstate.com/maryland/hidden-shrine-md/> this link has more information on it.



Pictures:

❖ **Name: Plumpton Zoo**

Cost: \$9-\$15 a person

Address: 1416 Telegraph Rd, Rising Sun, MD 21911

Amenities: A zoo

Description: This is a cute zoo. It's not huge. We probably spent about 2 hours here walking around seeing everything. I think they have a section where you can feed the giraffes. They also have sections where you can feed the typical friendly barn animals. Some of the animals were closer to you than some of the zoos I've been to which is nice. Worth the trip although I'd pick the Catoctin zoo over this place if you had to choose.



Pictures:

❖ **Name: Matoaka Beach Cabins**

Cost: \$5 per adult

Address: 4510 Matoaka Ln, St Leonard, MD 20685

Amenities: Cabins you can rent; beach; fossil hunting

Description: I believe this used to be a Girl Scout camp. It has since been converted to cabin rentals right on the bay. The property is awesome and I would love to one day stay there. We just did the day thing and I think they charged me \$5 to go on the beach for the day and they charged nothing for my son. The beach area was prettier than some of the other parks we've been to on the bay, I think because of the amount of shells as well as the cliffs. It also feels like the park goes on forever. It was not crowded but there were people finding sharks teeth everywhere. I would pair this with visiting the Battle Creek Cypress Swamp as that is what we did.



Pictures:

❖ **Name: Battle Creek Cypress Swamp**

Cost: Free

Address: 2880 Grays Rd, Prince Frederick, MD 20678

Amenities: Boardwalk through a swamp; nature center; animals

Description: Ok, this place exceeded my expectations. First off they have a nature center with animals and displays and things to play with. It was very cute. They let my son feed the fish and the turtles. We spent a good amount of time in the center before we went out and did the path. This swamp is the northern most instance of the bald cypress trees. They have a wooden boardwalk that makes a loop through the swamp. It was way different than anything I've seen up this north. We did the loop twice. Definitely bring your camera for this one. Just keep an eye on the little ones to make sure they don't run off the edge. They have additional hiking trails but we did not do any of them.



Pictures:

❖ **Name: Monster Golf**

Cost: \$10-\$11 per person per round

Address: Towson area; Gaithersburg; Jessup

Amenities: Black light mini golf; arcade

Description: We did the one in Parkville near Towson. My son was 4 when we went. He loved it. The paint and the black lights make for a neat golfing experience. They had a few neat creepy monster displays and animatronics. We did a round of golf and then spent time in the arcade. Great rainy day activity.



Pictures:

❖ **Name: Irvine Nature Center**

Cost: I think it was free

Address: 11201 Garrison Forest Rd, Owings Mills, MD 21117

Amenities: Animals; exhibits; trails

Description: We stopped here when we were out this way for a baby shower. They have a really nice nature center with animals and displays and things for kids to play with. They also had a small kid's area with toys. They have a nice trail system outside as well (including giant pens with birds in them like hawks and owls). We did a few of the trail loops and it was very pretty, especially the one that gives a view over the whole meadow. We probably spent 2-3 hours here.



Pictures:

❖ **Name: Six Flags Bowie**

Cost: Very pricey for a day pass, not much more for season pass, free on take a friend day! Find someone with a season pass and tag along on a take a friend day.

Address: 13710 Central Ave, Bowie, MD 20721

Amenities: Amusement park; Waterpark

Description: Its funny how many people are shocked to find out there is a six flags so close to us. We went for free with a friend and his son as it was take a friend day. Was not super crowded. They had two distinct kid areas with 5-7 rides in each section. The one section is all looney tunes themed and was super appropriate for 1-6 age wise. The other section had a few train rides and a helicopter ride and some more traditional kid rides as well as a very big playground. Again was age appropriate for small kids. Park was clean but did look a little worn out. We did not do the waterpark. We easily spent 3-4 hours here. I'm told they have black Friday sales on season passes that includes free parking. It was definitely worth going once. Would consider going again and trying out the water park.



Pictures:

❖ **Name: St. Michaels Maritime Museum**

Cost: Free to \$15 a person depending on age

Address: 213 N Talbot St, St Michaels, MD 21663

Amenities: Maritime museum; light house; stuff to climb in and play on

Description: You could easily make a half day of this with kids and then combine it with doing other things in St. Michaels which is an awesome town to begin with. The museum has plenty for kids to climb in and on. The highlight is the lighthouse where you can see what it was like to live on one of those and you can explore all the levels of it. They have a huge oyster boat you can climb on and plenty of other boats to climb in and around as well. The map even has markings of the kid friendly exhibits.



Pictures:

❖ **Name: Old Love Point Park**



Cost: Free

Address: 300 Old Love Point Rd, Stevensville, MD 21666

Amenities: 30.5-acre park with athletic fields & basketball courts, plus a picnic pavilion, playground & trail.

Description: We stopped at this park on our way to do something else on the eastern shore. It looks fairly new and clean and was a fun place to waste an hour. The one neat feature on the playground that I had never seen before was this almost spider web like structure that the kids could climb around inside. We thought that was pretty different and fun.



Pictures:

❖ **Name: Severna Park Golf Center**

Cost: \$5-\$7 for mini golf

Address: 1257 Ritchie Hwy, Arnold, MD 21012

Amenities: Mini golf; driving range; par 3 course; batting cages

Description: We started going here for mini golf which seems to have taken off since Emmett turned 5 as he wants to play all the time. The course is simple and fun and I think it's \$12 for both of us when we go. I don't think he's ready for the batting cages but I've done them and they are fun for sure. I have friends who take their under 5 year olds on the par 3 and they seem to enjoy it.



Pictures:

❖ **Name: Assateague Island**

Cost: \$15-\$20 a car. Get your parents to get the Lifetime National Park Pass and then it's free if they are in the car with you.

Address: 11800 Marsh View Ln, Berlin, MD 21811

Amenities: Beach; wild horses; biking; crabbing and fishing; trails; camping

Description: We went mid-October. We saw 6 horses while we were there and some were only a few feet away. There is horse poop everywhere so you know they are around somewhere. We spent some time on the beach and it is huge and looks nice and brightly colored, almost white. We did the three trails (Life of the Marsh, Life of the Dunes, and Life of the forest) and all 3 were nice. Life of the dunes has remnants of a road that was built in the 50s and destroyed by a storm. Life of the marsh was predominantly boardwalk and that was my favorite. There are great spots to crab and fish or ride a bike. We did not camp there but you can.



Pictures:

❖ **Name: Salisbury Zoo and Ben's Red Swings**

Cost: Free

Address: 755 S Park Dr, Salisbury, MD 21804

Amenities: Zoo; food; big playground

Description: It really is hard to pass up a free zoo. We hit this up on our way back from Ocean City. It was a very cute little zoo. There were plenty of animals to see. The grounds are very pretty (lots of mature trees and bamboo and water features). They had flamingos, and a spider monkey, and prairie dogs and many of the other staples you'd see at a zoo. They had a food stand which was cheap. Next to the zoo is Ben's Red Swings playground which is a memorial playground built in honor of a local child that had cancer. The playground was huge and nicely constructed. It had a big covered sandbox as well as a giant misting tower that kids could run through if it was hot out. Both of these places are a must next time you are out that way.



Pictures:

❖ **Name: Herons Meadow Farm (BLTEAS)**

Cost: Free

Address: 1596 Daisy Rd, Woodbine, MD 21797

Amenities: This is the only tea farm in Maryland. They have a store where they sell tea and homemade pottery and mugs. They offer pottery classes. We went and drank some tea, shopped around. They have tables of Legos for the kids to play with and then we walked around the farm.

Description:



Pictures:

❖ **Name: Sunflowers of Lisbon**

Cost: \$5 per adult

Address: 15845 Frederick Road Woodbine, Md 21797

Amenities: Sunflower farm.

Description: This was 10 acres of sunflowers with paths cut through it. We always wanted to do one of these and it was awesome. Pictures turned out great. They had a few other things to play in like a corn sandbox. This was peak season October 1-15 and we went on like the 12<sup>th</sup> and everything was still perked up. It was a Saturday but parking was easy and it was not that crowded. Definitely add this to your list for the fall and bring your camera. There are lots of honey bees on many of the sunflowers but they didn't bother anyone. Pair this with Herons Meadow Farm (BLTEAS) which is right next door.



Pictures:

❖ **Name: Chincoteague Island**

Cost: \$15-\$20 a car. Get your parents to get the Lifetime National Park Pass and then it's free if they are in the car with you.

Address: 8231 Beach Rd, Chincoteague, VA 23336

Amenities: Lighthouse; beach; horses; trails; birds

Description: Pair this with the Delmarva Discovery Center as it was only 30ish minutes away. We first stopped at Chincoteague Island which felt like a mini not as run down Ocean City. We got ice cream at an old timey ice cream shop. We also played mini golf. It felt like there was more to see or do here but we then drove a little further onto the “national seashore” which is essentially the bottom half of Assateague island. They have the Assateague lighthouse here and you can walk to the top giving you a great view. They also have some great trails where you can see the horses in the fields eating (we got much closer to them at Assateague). They have beach access. They also had some interesting little inlets filled with water birds and I think my mom spent an hour taking photos of them. It felt diverse enough from Assateague that it was worth going to.



Pictures:

❖ **Name: Delmarva Discovery Museum**

Cost: It was \$31 for 2 seniors, 1 kid, and 1 adult so 5-8 a person

Address: 2 Market St, Pocomoke City, MD 21851

Amenities: Touch Tank; sea otters; play room; lots of turtles and fish; replica steam boat

Description: Pair this with a visit to Ocean City or a visit to Chincoteague. We spent about 2 hours here. The otters are awesome. The steam ship is neat. Touch tank was great. Plenty to see although I can't imagine spending more than 2 hours there. The kid's room had a train table and games and a few turtles to see. Parking was easy. Right next door is a restaurant called Dockside which is on the Pocomoke River and food was cheap and decent.



Pictures:

❖ **Name: Cunningham Falls**

Cost: I think it was \$5 per car

Address: 14039 Catoctin Hollow Rd, Thurmont, MD 21788

Amenities: Lake; hiking trails; waterfall; beach; pedal boats; food; playground

Description: This place was awesome. They have a very easy hiking trail to see the falls and the trail is very kid friendly. They have many other hiking trails that we did not do. We spent an hour plus playing in the streams and then we played on the beach and rented a pedal boat for the lake and topped it off with ice cream. You can camp here although we did not. It can get crowded here so go early. There is a lot to do to spend an entire day and it was very picturesque.



Pictures:

❖ **Name: Gunpowder Falls**

Cost: Free

Address: Parking lot off Route 1 Belair Rd, Kingsville, MD 21087

Amenities: Hiking trail; tubing; swim in the river

Description: Gunpowder falls is one of those parks that has multiple areas that are not connected. We went to the central area. There is a parking lot that isn't huge. The hike to pot rocks is about a mile to a mile and a half each way but it is a flat easy hike. Pot rocks is where everyone hangs out and swims. We spent an hour or two playing in the water and looking at the falls and then eventually hiked back. The water was raging a little as it rained for like a month. I was told it would have been 10 times more crowded if it was calm as people come and spend the whole day there.



Pictures:

❖ **Name: Tuckahoe State Park**

Cost: It was either free or a few dollars per car

Address: 13070 Crouse Mill Rd, Queen Anne, MD 21657

Amenities: Playground; lake; stream; trails; camping

Description: This place was great. It is a bit of a drive on the eastern shore. It has a small lake and then nice trails across from the dam where the stream goes. It also has an awesome kid's playground overlooking the lake. There are some neat trails headed towards the camp sites where there is an abandoned car from like the 50's in the middle of the woods. We spent a good half a day here.



Pictures:

❖ **Name: Wye Island**

Cost: I think it was free to get in

Address: 632 Wye Island Rd, Queenstown, MD 21658

Amenities: Hiking Trails

Description: I really wanted to like this place. When we got there we were the only car I think on the whole "island." It is very scenic and the trails are very long and numerous. One neat feature is the Wye Island Holly Tree which I think is close to 300 years old and I believe there is historical significance to the previous owners of the property. We did one trail and I used a wagon for our son. Luckily I did because when I got back to the car I had 6 ticks on my legs. With all the adventuring we do that was the first time I found ticks on us. Luckily my son had none because he was in the wagon.



Pictures:


❖ **Name: North Point State Park**

Cost: I think it was a few dollars per car

Address: 8400 North Point Rd, Edgemere, MD 21219

Amenities: Beach on the bay; fishing pier; picnic tables; trails

Description: This was a fun park to spend a few hours. We parked and walked to one of the two fishing piers with the first being small. We then made our way onto the sand and played in the sand for a while. The place had great views and would be nice for paddle boarding I think. The real draw is the huge fishing pier that is made of stone that extends fairly far into the water. We hung out and watched people fish and climbed around on the rocks. It is worth the trip.



Pictures:


❖ **Name: Susquehanna State Park**

Cost: I think it was free to get in

Address: 4188 Wilkinson Rd, Havre De Grace, MD 21078

Amenities: Waterfall; trails on railroad tracks; A working grist mill; hiking trails; view of Susquehanna

Description: We went here on a misty day and it was just perfect as it was not crowded. We started with the trail that takes you to the waterfall. This is a very short trail and you can finish it where it circles around the historic house. We then did the trail that goes along the Susquehanna and you walk on abandoned railroad tracks which was very neat. We stuck around to watch a live demo of the grist mill where they funneled water from the stream to turn the giant wheel on the side of the building. My son was enamored with this part.



Pictures:

❖ **Name: Hyperkidz**

Cost: \$10-15 per kid

Address: 9309 Snowden River Pkwy, Columbia, MD 21046

Amenities: Rolls Royce of Mcdonalds play areas

Description: This place is great. It's fairly large. You may need to make peace with the fact that you'll lose track of your kids as they enter some of the play structure. I tried the first time to follow and it was



just too hard here. Good news is there aren't a lot of places they can go. This place is a madhouse on the weekends. We only go on a weekday while older kids are at school. We've been here where there are only 15-20 people there when we've gone early on a weekday. They have an area for 2 and under and then everything else I think is mostly fair game.



Pictures:

❖ **Name: Chesapeake Bay Environmental Center**

Cost: I think it was a few dollars to get in but I can't recall. Might have been free

Address: 600 Discovery Ln, Grasonville, MD 21638

Amenities: Hiking trails; kayaking; kids programs

Description: We came here on a day where I think it was 95 degrees out. We did one of the big loops with different lookout points. Some of it crosses boardwalk over marsh which was neat. One of the trails stops at a sandy beach on the bay which was really nice and felt very secluded. Some of the trails cut through the woods. We spent about 2 hours here and I think if it was cooler we could have spent more time investigating. I think they do camps here for kids as there were kids building things in the woods while we passed by. Would also be a great place to kayak.



Pictures:

❖ **Name: Blackwater Wildlife Refuge**

Cost: A few dollars per car (I think \$3)

Address: 2145 Key Wallace Drive Cambridge, Maryland 21613

Amenities: Kayaking; fishing; biking; birding

Description: We went here on a beautiful sunny day. We parked right at the entrance and biked the rest of the way. Wildlife drive goes all along the water and is maybe 3-4 miles long but if you drive it in a



car it's one way. We biked it all the way down and then all the way back to the car. There are neat little boardwalks and trails at different spots. One of the prettiest places I've biked. We saw 2 bald eagles. During certain seasons there are a ton of migratory birds here. We saw frogs and other wildlife as well. After we biked the length and stopped at a few places to do some sightseeing we took a kayak out and that was quite pleasant.



Pictures:

❖ **Name: Walkersville Railroad**

Cost: \$10-12 a person

Address: 34 W Pennsylvania Ave, Walkersville, MD 21793

Amenities: Hour long train ride in the country

Description: I thought this was very cute. Train is very clean and you can also choose to ride in the caboose or the open air cars that they have. It takes about 20-30 mins to get to the stopping point and then it just reverses. Train moves very slow. I know they do seasonal things here as well such as the polar express. If it is nice out I think the kids enjoy the open air cars more. When you are done you climb on some old train cars and play in the little "museum" that they have there where they happen to have some toy trains as well. It's like a smaller cleaner more country style version of the B&A one done in Baltimore.



Pictures:

❖ **Name: Daniels Area of Patapsco with old ruins**

Cost: Free

Address: 8106 Alberton Rd, Windsor Mill, MD 21244 (Park at Alberton Rocks Trailhead Parking)

Amenities: Hiking trails; abandoned town of Daniels; ruins and old cemetery; waterfall

Description: This is an awesome hike. There is a very tiny parking lot so go early. It's a flat easy hike and most of it is paved. Follow the paved path along the river. Use google maps while on the trail to determine when you are down the hill from the Saint Stanislaus church which is from the 1800s and hidden in the woods. Cut up the hill to see it and you can walk amongst the ruins. You can also walk out the back and see the old cemetery that is from the early 1900s. There are some early 1950s type cars that are abandoned in the woods from when a flood wiped out the town. If you continue back on the path along the Patapsco you'll come to the Dam and another abandoned church although this one is covered in profane graffiti (still neat to see). This hike takes you along the opposite side of the river from the actual Daniels area of the Patapsco. I think less people are aware of it so it's a very nice hike.



Pictures:


❖ **Name: Kilgore Falls**

Cost: Free

Address: 1026 Falling Branch Rd, Pylesville, MD 21132

Amenities: Hiking; big waterfall

Description: In the summer apparently the parking lot for this place fills up fast. We went in November and I was the first car there and when we left there were only 2 cars in the lot. Make sure you time this visit so you can get in. It's a nice quick hike to the falls and kid easy. The issue comes in that there were only 2 ways to get to the opposite bank. One is walk across the river which in summer would be easy but not all that appealing in November. The other is to hike the path that goes up above the falls and a little bit past the falls and there was a tree across the river you can walk across and then you hike back down the other side. The opposite side gives the best view of the falls. I'm told this place is packed in the summer as everyone swims near the waterfalls. We did not continue hiking once we got to the falls so I can't say how the trails are. I think you now have to make a reservation to go.



Pictures:

❖ **Name: Flag Ponds Park**

Cost: I think it was \$5 per car

Address: 1525 Flag Pond Parkway, Lusby, MD 20657

Amenities: Beach; fossils; hiking trails; ponds

Description: This place was awesome. I can imagine it's even better in the summer. There is a nice hiking path from the parking lot to the beach. There are huge ponds on the beach that you can wade in and look for fossils in. They even have a huge box of sand toys at the entrance. There is a nice pier you can walk out on. The topography of this bay park seemed much different than all the others we have been to making it unique. I think it gets crowded in the summer with everyone swimming in the ponds. We then took a few of the hiking trails around the park and some of the inland ponds and that made for a nice day. I recommend google mapping this place so you can see the aerial shot of the park.



Pictures:

❖ **Name: Anne Marie Sculpture Garden**

Cost: Minimal like \$5 a person

Address: 13470 Dowell Rd, Dowell, MD 20629

Amenities: Indoor art display; outdoor walking paths with sculptures; large outdoor kids play area

Description: Lump this in when you go to either Calvert cliffs, flag ponds park, Solomon's island, and or the Calvert Maritime Museum. We spent about 2 hours here. The walking paths are nice and my 4 year old was intrigued by some of the sculptures but he was really intrigued by the outdoor "fairy" play area.

There were multiple little wooden houses. Painted stepping stones to jump on. Pots and pans to hit to make music.



Pictures:

❖ **Name: Totsville**

Cost: \$13-15 per kid

Address: 7497 Baltimore Annapolis Blvd, Glen Burnie, MD 21061

Amenities: Indoor play area; slides; and an indoor sandbox

Description: This place is new and it felt like a mini copy of hyperkidz with an added indoor sandbox. We spent 2 hours here the first time and E had a lot of fun. Everything was clean and it was not crowded. There are slides going into a ball pit, the air cannons that shoot foam balls, lots of slides and things to play on and the sandbox is huge. Great place to go on a rainy day and very friendly for small kids.



Pictures:

❖ **Name: Weinberg Park**

Cost: Free

Address: 1543 Fairview Beach Road Pasadena, MD 21122

Amenities: Sand. Water.

Description: Bring a wagon. We parked along the street because the gate was closed but when it's open there is a small parking lot. It's a fairly straight path to the water but not a super short path. One of the weirdest parks I've ever been in. I've never seen more driftwood in my life, I've also never seen more trash on a beach in my life. I guess the way the current is things wash up on shore. Still was a neat

park to go to. There is a huge pond on one side and the bay on the other. Our son had fun playing with the driftwood and making sand castles.



Pictures:

❖ **Name: Mago Vista Park**

Cost: Free

Address: 832 Mago Vista Road Arnold, MD 21012

Amenities: Playground, tennis courts, baseball diamond.

Description: They just redid the playground here. It is much nicer than it used to be. They have a swing where an adult sits on one side and the kid on the other. Good place to waste 45 mins with the kids.

Pictures: I could not find a picture of the new playground

❖ **Name: Patuxent Research Center**

Cost: Free

Address: National Wildlife Visitor Center, 10901 Scarlet Tanager Loop, Laurel, MD 20708

Amenities: Nature Center with displays, tram ride around park, trails, fishing

Description: I took our son here on a cloudy misty day and it was one of those 2-3 hour adventures where you feel happy to be alive it was so much fun. They have an indoor center that has a small kids area but then lots of static displays about the bay. We only spent a little time inside. We then went for a 1-2 mile hike around the lakes and that was awesome. Paths are nice. They have boardwalks that cut across the ponds and you can see tadpoles and lily pads. There are sections for fishing and launching kayaks. We spent an hour -1.5 hours making our way around the lake stopping occasionally and then every few hours they run a free 30 min tram ride through a section of the reserve and talk about it. I highly recommend this.



Pictures:

❖ **Name: Bayhead park**

Cost: Free

Address: 1661 Bay Head Rd, Annapolis, MD 21409

Amenities: playground, fields...etc

Description: I just recently found out about this playground. Probably one of the nicer newer playgrounds in the area. It is rocket themed I think. Has a second level that kids can climb up to. There are osprey nests on the field lights around it which is neat to see.



Pictures:

❖ **Name: Chuck E Cheese**

Cost: I spend 12 dollars every time

Address: 2333-A Forest Dr, Annapolis, MD 21401

Amenities: Food and arcade

Description: So this is certainly not the chuck e cheese from when I was a kid. The place seems very clean. All the games are new. You buy an electronic card with tokens on it (if you spend 12 bucks you get 40 tokens I believe and each game tends to only be 1 token to play) and we get about an hour out of what we buy token wise. They have the machines that eat the tickets. My son enjoys that part. We then trade in for some fun junk and call it a day. We have not eaten here before. My son loves the roller coaster simulator.

Pictures: No picture really needed.

❖ **Name: Severna Park Lanes**

Cost: Depends, we bowl one game Sunday morning and it's 5 dollars or less

Address: 840 Ritchie Hwy, Severna Park, MD 21146

Amenities: Bowling, food (cash only I think) and an arcade that gets sadder every time we go

Description: Sunday mornings starting at 9am they do half price games. We'll take our son and do duck pin bowling as he can handle the ball himself. They put out the bumpers and they have the alligator dinosaur ramp that he can roll it down. We get one game in normally and it's like \$2.50 for the game

plus shoes. We'll then get a snack and our son will run around the arcade. Not a bad way to spend a rainy or cold morning.

Pictures: No picture really needed.

❖ **Name: ClimbZone**

Cost: I think it ranged from 12-25 a ticket depending on age.

Address: 13200 Mid Atlantic Blvd #130, Laurel, MD 20708

Amenities: Climbing walls, bounces houses, bounce house slides

Description: This place is very neat inside. They must have 20-40 walls you can climb. I took our son when he was a little over 3. It turned out he was not interested in climbing but played in the bounce houses for a long time. I would say 5-7 is more appropriate maybe with age. Harnesses are comfortable. You get let down really easy when you jump off the wall. You can just go from wall to wall and help yourself.



Pictures:

❖ **Name: Wiggle Room**

Cost: Somewhere in the 8-13 range I think

Address: 2225-G Defense Hwy, Crofton, MD 21114

Amenities: Indoor kids gym, coffee bar for parents

Description: This place is new and clean and fun. Great for kids maybe 5 or under. Lots of things to keep kids attention. They have a nice coffee bar in the back for parents to help themselves. They have stuff to play with, climb on, slide down. Our son loves the little wooden house. They have tables for crafts. FYI, don't google image search wiggle room without adding the location of crofton or you'll see pictures of another establishment that is NSFW.



Pictures:



❖ **Name: Ferry Point Park**

Cost: Free

Address: 600 Swan Cove Ln, Chester, MD 21619

Amenities: Visitor center with displays, a board walk over marsh, secluded beach

Description: We got there when the visitor center was closed but this is where you park to access the park and they have two lookouts you can climb up to see the surrounding area which was fun. They have a pretty boardwalk cutting through the marsh on the way to the park. This is where it got hairy for me. In between the beach and the boardwalk is what looks like an abandoned road and as you walk down it you get harassed by horseflies. Once you get to the beach they leave you alone I assume because of the breeze coming off the water. The beach is very nice and feels secluded. It is worth going to if you can survive the middle part of the trek.



Pictures:

❖ **Name: Leo's Vacation Center**

Cost: Free unless you buy an RV

Address: 729 MD-3, Gambrills, MD 21054

Amenities: Indoor show room of RVs

Description: I took our son here on a rainy day and we spent an hour climbing in and out of all the campers they had in their showroom. The woman working the front desk even offered him a small lion stuffed animal as I think a lion is their mascot. A fun way to spend an hour on a crappy weather day and people that work there were very nice. Also would love to one day own an RV.

Pictures: No pic needed.

❖ **Name: Pirate Adventures on the Chesapeake**

Cost: Approx 22 a person

Address: 311 3rd St, Annapolis, MD 21403

Amenities: Pirate toys and a pirate sail on the bay

Description: This is a must. Our son loved this. I think you have to call ahead and reserve a spot. Once you get there they spend time dressing the kids up like pirates and painting face or arm tattoos. The kids can peruse the shop that has fun swords and pirate toys in it. The staff does an awesome job of



engaging the kids. They line them up and get them on the ship. They run through a whole fun story line while the boat cruises and the kids are all involved in it. At the end they all get pirate treasure. Our son still talks about this. We walked over to the boatyard restaurant after for food.



Pictures:

❖ Name: **Ecoadventures**

Cost: Varies

Address: 216 Najoles Rd #600, Millersville, MD 21108

Amenities: Bday parties, open gyms, animal displays, summer camps

Description: We have never been to an open gym here but apparently the kids get to see a bunch of the reptiles and they have a bounce house and things like that. We went to an hour long reptile show here and they bring out a bunch of the animals and we got to walk around and see everything. We have also been to birthday parties where this group will come out and bring animals to the birthday party. It is very neat looking inside the building.



Pictures:

❖ Name: **Robinson Nature Center**

Cost: \$3-\$7 per person

Address: 6692 Cedar Ln, Columbia, MD 21044

Amenities: Trails, touch tank, outdoor play area, indoor play area, static displays

Description: This place is great. They have a whole kid's room with a ton of things to play with that center around outdoors and nature (toys and books and cages with reptiles..etc). They have a touch tank where the kids can touch star fish and urchins and things like that. They have a very fun outdoor play area with slides and swings and other stations. They have very nice trails around the facility. We spent a few hours here and it was an amazing day.



Pictures:

❖ **Name: Patapsco Park Hilton Area**

Cost: A few dollars per car

Address: 1101 Hilton Ave, Catonsville, MD 21228

Amenities: Huge recycled tire play ground, campsites, trails down to the river

Description: There are a handful of access points to patpasco park. The Hilton area is by far my favorite. They have a large tire playground as well as a newer traditional playground. You can camp there. They have a little nature center although it is not always manned. If you walk to the back edge of the parking lot the trail down to the river can be accessed there. I've taken our son when he was in the 2-3 range on the trail there as it's only  $\frac{3}{4}$  of a mile to the water. It can get a little rocky at times but nothing crazy. Once you get to the water you can go through the little tunnel, make a left and walk along to the walking bridge that goes across the river and then you are at the Avalon area. If you continue up the trail a half mile you are at a small waterfall. You could easily spend a half day here.



Pictures:

❖ **Name: Calvert Cliffs and Calvert Marine Museum**

Cost: A few dollars per car for Calvert Cliffs, 4-9 dollars per museum

Address: 10540 H G Trueman Rd, Lusby, MD 20657 and 14200 Solomons Island Rd S, Solomons, MD 20688

Amenities: The park has a nice recycled tire playground, ponds and trails to a beach on the bay where you can find fossils. The museum has a kids area, fish, and otters

Description: I took our son to Calvert Cliffs park and it was another one of those days where you revel in being alive. I packed lunches and our wagon (very important for smaller kids) and sand toys. We played in the playground for a bit. Stopped at the pond and looked at turtles and tadpoles and frogs...and then we began the 1.8 mile each way hike to the beach. The red trail is flat. I pulled our son for most of it each way in our wagon which was perfect because some parts were muddy from rain. We

stopped a lot along the way and checked out the stream and the marsh and the lily pads and snakes sunning on logs and hung out on the boardwalks that make up some of the path. We probably spent an hour each way just on the trail taking our time. When you get to the beach you can find fossilized sharks teeth in the sand and surf. We ate lunch on the beach and made our way back. The highlight was really the hike itself. A stroller with bigger tires would work as well. Carrying for the 3.6 miles may be too much. After Calvert cliffs, go grab lunch in Solomon's island and stop at the marine museum to see fish, otters, a fun kids room with lots to play with, and other displays (lots of outdoor boats as well).



Pictures:

❖ **Name: Hyatt Chesapeake**

Cost: 130-230 a night

Address: 100 Heron Blvd, Cambridge, MD 21613

Amenities: Pools, hot tubs, beach, pier, kids activities

Description: We went and spent a weekend here in April and it was awesome. The room was very nice and we had a water view. The weather outside was ugly, but they have a huge indoor pool (also have one or 2 outdoor ones with a slide) and they did movie night at night in the pool for kids. They have an indoor and outdoor hot tub. They did smores by the fire for the kids. They had an entire room of bounce houses for the kids and an entire room of outdoor yard games (but indoors). They have a spa there. They had an arcade there. The food was great. They did cookie decorating for the kids. They had a birds of prey show. Cambridge is right around the corner and Blackwater Wildlife Refuge is 10 minutes away. This was an awesome family get away. Call ahead of time and ask what events they have going on.



Pictures:

❖ **Name: Jonas Green Park**

Cost: Free

Address: 199 Governor Ritchie Hwy, Annapolis, MD 21401

Amenities: Small beach (no swimming); view of the naval academy; fishing pier; bathrooms; can launch kayaks or paddle boards from beach.

Description: Fun place to take the kids with a beach blanket and sand toys. If you have access to a kayak and want to take them out it's a great place to launch from. They also rent them there (not sure the hours that the rental shack is open). I'm fairly certain you can fish from the fishing pier without a fishing license. The pier can get crowded. Parking can get crowded as the day goes on. The Severn Inn is right next to it and has fantastic food.

Pictures:



❖ Name: **Kinder Farm Park**

Cost: \$6 per car or you can buy an annual pass for \$30 that gives you unlimited access to Kinder Farm, Fort Small wood, Quiet Waters, and Downs Park

Address: 1001 Kinder Farm Park Rd, Millersville, MD 21108

Amenities: Playground; farm animals; barns and tractors; large fields; a pond

Description: We like to take E to run around here because it's fairly wide open and tucked away. They have pigs and chickens and a cow and goats and other animals. They have a huge community garden where you can rent a plot and start a garden. The playground isn't bad either.

Pictures:



❖ Name: **Downs Park**

Cost: \$6 per car or you can buy an annual pass for \$30 that gives you unlimited access to Kinder Farm, Fort Small wood, Quiet Waters, and Downs Park

Address: 8311 John Downs Loop, Pasadena, MD 21122

Amenities: Waterfront; has a beach; has a dog beach specifically to bring your dog and unleash them; lots of trails for walking or biking; has pavilions that can be rented; has benches on the water; view is fantastic. Has a huge fishing pier. Can launch kayaks.

Description: This park has a little bit of everything and it is quite large. The little beach is nice. If you have dogs it's a great place to let them get in the water. The kayak launch is mildly far from the parking lot. Playground is nice and has water views.

Pictures:



❖ Name: **Fort Smallwood Park**

Cost: \$6 per car or you can buy an annual pass for \$30 that gives you unlimited access to Kinder Farm, Fort Small wood, Quiet Waters, and Downs Park

Address: 9500 Fort Smallwood Rd, Pasadena, MD 21122

Amenities: Waterfront; has a beach that I think you can actually swim at; lots of trails for walking or biking; has picnic tables along the water; has benches on the water; view is fantastic. Has a playground. Can launch kayaks.

Description: This park also has a little bit of everything and it is quite large. Downs is nicer but still a great visit. There are historic fort buildings still in the park from the late 1800s. The little beach is nice.

Pictures:



The beach at Fort Smallwood.

❖ Name: **Quiet Waters Park**

Cost: \$6 per car or you can buy an annual pass for \$30 that gives you unlimited access to Kinder Farm, Fort Small wood, Quiet Waters, and Downs Park

Address: 600 Quiet Waters Park Rd, Annapolis, MD 21403

Amenities: 340 acres with 6 miles of paved trails, boating & a playground, plus formal gardens & art galleries. Can ice skate there in the winter. We took engagement pictures there. They have summer concerts and do weddings there. They rent kayaks and paddle boards there.

Description: I think this park is the crown jewel of the AA County parks with regards to aesthetics. This is a great place to picnic with the family.

Pictures:



❖ Name: **Lake Waterford Park**

Cost: Free

Address: 830 Pasadena Rd, Pasadena, MD 21122

Amenities: Playground; lake; fishing; picnic tables; tennis courts.

Description: They just redid the playground here. The lake is pretty and you can walk around most of it. They have picnic tables and a lot of shaded wooded areas.

Pictures:



❖ Name: **Terrapin Beach Park**

Cost: Free except the bay bridge toll

Address: Terrapin Beach Park, 191 Cross Island Trail, Stevensville, MD 21666

Amenities: Beach, ponds, bike trails

Description: I love this park. It is right over the bay bridge. It is really very pretty. There are two giant ponds on each side of you as you take the path from parking to the beach. It is rarely very crowded and the quality of the sand is exponentially nicer than the opposite side (Sandy Point). The view is great. I've seen plenty of people swimming here. Don't go on a Saturday or Sunday during beach traffic season. I recommend bringing a wagon if your kids aren't going to walk a half mile to the beach.

Pictures:



❖ Name: **Broadneck Park**

Cost: Free

Address: Broadneck Park, 613 College Pkwy, Annapolis, MD 21409

Amenities: playground; dog play areas; trails; fields

Description: Our son likes this park. We call it the pirate ship park as the playground is meant to look like a pirate ship. Playground is fun. The trails through the woods are paved and are pretty. We don't have dogs but this is a very popular place to take your dogs as they have fenced in areas for them to run unleashed.

Pictures:



❖ Name: **Twin Oaks Park**

Cost: Free

Address: Twin Oaks Park, Arnold, MD 21012

Amenities: Small paved running path; playground; sandbox

Description: This is one of the few local parks with an outdoor sandbox. It has swings and a small playground and is wooded around it. 90% of the time that we go we are the only people there. Nice local park to waste an hour.

Pictures:



❖ Name: **Beechwood Park**

Cost: Free

Address: Beechwood Park, 278 Riverside Dr, Pasadena, MD 21122

Amenities: Beaches and kayak launches; fishing spots

Description: I really like this park. It used to be an African American amusement park back decades ago. Now there are only some small foundational ruins left of it. There are two paths to the water. The second one you hit off of Beachwood road is new and goes straight to the water and the little beach is nicer. The first one you hit off Beachwood road hits old parts of buildings and stairs and is fine for walking but harder with a kayak. Lots of people fish here and unfortunately lots of people smash glass bottles here for some reason so there tends to be broken glass in places. Best place to launch a paddle board as you are at the top of the magothy and you get to see all the nice houses and not get rocked by a boat.

Pictures:



❖ Name: **Beverly Triton Park**

Cost: Free

Address: Beverly Triton Beach Park, Triton Beach Rd, Edgewater, MD 21037

Amenities: Beach

Description: This park was a hike from us but it's really pretty. The beach is big and clean and the sand is nice. Lots of kids there and the park police said they didn't care if kids waded out in the water. E loved it there. Got all wet and sandy. Not a lot of other amenities but a nice park to build sand castles.



Pictures:



❖ Name: **Spriggs Farm Park**


Cost: Free

Address: Spriggs Farm Park on the Magothy, 965 Bayberry Dr, Arnold, MD 21012

Amenities: Beach and picnic tables and kayak launch

Description: This is my favorite local park and a complete hidden gem. It's 5-6 minutes from us in Arnold and no one is ever there. You have to google Spriggs Farm Park and pull it up on the AA county web page. You then input your name and email and it spits out the code to the combination lock on the gate. They change the combination from time to time. You open the gate and drive through the woods and you come out looking straight out the magothy at dobbins island. It has picnic tables and a little beach and great views.

Pictures:



❖ Name: **Sandy Point Park**

Cost: check online as it fluctuates per person per day of week

Address: Sandy Point State Park, 1100 E College Pkwy, Annapolis, MD 21409

Amenities: huge beach, swimming area on the bay, great views; trails; playgrounds

Description: I like going here in the off-season as it's not very crowded. In season it's crazy crowded. Beach is huge (although sand is more like construction sand). View is very pretty. They also have fishing and crabbing piers and places to launch a boat. Worth checking out at Christmas as they fill the park with the drive through light show. They just built a new playground on the beach that's awesome

Pictures:



❖ Name: **Thomas A Dixon Observation Park**

Cost: free

Address: Thomas A. Dixon Jr. Aircraft Observation Area, 1911 Dorsey Rd, Glen Burnie, MD 21061

Amenities: Playground, paved path and watching airplanes land or take off

Description: This park is good to go to at least once. If your kid loves planes then even more frequently. It's right next to the airport so they can either watch planes take off right over head or land right over head depending on the way they are operating that day. Playground seems nice and new. Can get crowded.

Pictures:



❖ Name: **Catoctin Game Preserve**

Cost: ranges from free to \$19 depending on age and time of year

Address: 13019 Catoctin Furnace Rd, Thurmont, MD 21788

Amenities: Zoo.

Description: So this one is a hike, but it's a gem. If you want to go to a zoo but skip the crowds then this is a great place to take the kids. I assume it's also cheaper than the Baltimore zoo. They added a safari where you can feed zebras, bison, ostriches, emus, reindeer...etc from the safari truck they pull you on. It lasts about 45 minutes and it goes through 4 different pens of animals. It was awesome and worth every penny. This is my favorite zoo in Maryland.

Pictures:



❖ Name: **Ladew Topiary Gardens**

Cost: ranges from free to \$18 depending on age and time of year

Address: 3535 Jarrettsville Pike, Monkton, MD 21111

Amenities: Topiary Garden/butterfly garden; summer concerts

Description: So this one is also a hike, but it's awesome. You can spend a lot of time walking around. They have bushes shaped like animals and there is a ton of room for the kids to run around. Bring the camera for family pictures.

Pictures:



❖ Name: **Clark Elioak Farm**

Cost: Have to check online, it was a few dollars a person

Address: Clarks Elioak Farm LLC, 10500 Clarksville Pike, Ellicott City, MD 21042

Amenities: Lots of things for kids to do

Description: This is a great farm for kids. They have all the old stuff from enchanted forest there (like nursery rhyme theme park pieces) and they have slides and animals and play areas and it's a blast. They have like a cow themed tractor pulled ride and hayrides. Definitely worth checking out.

Pictures:



❖ Name: **Watkins Regional Park**

Cost: Most of it is Free if not all? Maybe not mini golf and the train ride.

Address: 301 Watkins Park Dr, Upper Marlboro, MD 20774

Amenities: Amazing playground with a wizard of oz theme; animals and train ride; mini golf; carousel

Description: Greatest free playground I've ever seen. The entire thing is wizard of oz themed. They also have farm animals and a carousel; a train ride that goes around the whole park. This one is definitely worth checking out. They also have a lesser known horse racing playground in the back)

Pictures:



❖ Name: **Chesapeake Children's Museum**

Cost: \$5

Address: 25 Silopanna Rd, Annapolis, MD 21403

Amenities: toys? Learning opportunities?

Description: Review of this place are all over the map. Some call it a double wide trailer with a lot of toys. Others say it's a great place to let your kid run amuck and get worn out. I think they have classes and projects for kids, places to play, and maybe some outdoorsy type activities. I love this place because it's never crowded and they just have a ton of random junk for the kids to play with. Just use hand sanitizer afterwards.



Pictures:

❖ Name: **Ballocity**

Cost: I think \$6 per admission of child

Address: Pip Moyer Recreation Center, 273 Hilltop Ln, Annapolis, MD 21403

Amenities: Ball pit gym

Description: This place is tucked away in Annapolis but it is a sizeable play area with tubes and obstacles to climb through and there are all these foam balls and things to put the balls in and hit buttons and have them shoot everywhere. It's a unique take on the ball pit concept. Call ahead to make sure everything is working before you drive over there. We ran into that issue.

Pictures:



❖ Name: **Port Discovery Children's Museum**

Cost: \$0 to \$14.95 depending on age

Address: 35 Market Pl, Baltimore, MD 21202

Amenities: Lots of things for kids to do

Description: This place is crazy. There are a ton of things to do for kids 3 and above. There are rooms for smaller kids with plenty of things to do. E had fun but only for about an hour or 2. Older kids could probably play for hours. They mix fun activities with learning opportunities. Try to go when it would be less crowded (during the week versus weekends) The parking garage is right next to it on Lombard street I believe.

Pictures:



❖ Name: **First Class Gymnastics (bought by Thrive)**

Cost: \$6

Address: 1st Class Gymnastics, 451 Defense Hwy, Annapolis, MD 21401

Amenities: Lots of things for kids to do

Description: We love this place. This is where we had E's second, fourth, and fifth bday party. It is massive and they have open gym from 530-630 on Fridays and Saturdays for \$6 and they have trampolines and foam pits and obstacles set up. They also have something from like 630-930 where you can drop your kids off and go on a date and it's not very expensive but the kids have to be a little older (and it's a little more expensive). Definitely the largest gymnastics open play that we've found.

Pictures:



❖ Name: **Franklin's Toys**

Cost: free unless your kid convinces you to buy something

Address: 558 Ritchie Hwy, Severna Park, MD 21146

Amenities: Toystore

Description: Can be a fun place to take the kids to play with toys and buy toys or at least get an idea of what to buy online. They have a train table and other things that are available to play with. Always nice to support a local business.

Pictures:



❖ Name: **The Pier Oyster Bar**

Cost: cost of food

Address: The Pier Oyster Bar, 48 S River Rd S, Edgewater, MD 21037

Amenities: Restaurant

Description: Awesome restaurant right on the water in Edgewater. Used to be called coconut joes. The kicker is they have a huge fenced in play area for the kids so you can get food and drinks and the kids can play.

Pictures:



❖ Name: **Sun Valley Movies**

Cost: check online as it fluctuates but roughly 3-4 dollars a person

Address: Sun Valley Movies, 7943 Baltimore Annapolis Blvd, Glen Burnie, MD 21060

Amenities: Movie Theater

Description: This is a brand new movie theater that shows movies as they are coming out of the main theaters. They have 6 screens I think. I like it because it's rarely crowded and tickets were \$3.50 a person when we went.



Pictures:

❖ Name: **Baltimore Annapolis Bike Trail**

Cost: free

Address: 560 Baltimore Annapolis Blvd, Severna Park, MD 21146

Amenities: Bike trail; walking trail; running trail

Description: I love the bike trail. It is a 13.3 mile paved flat trail (longer if you connect to the airport loop). If you park at the address above, you can get food in that shopping center (Sofi's crepes is great, there is a fro-yo place, an Italian place, a coffee shop...etc) and you can sit in the back on a picnic table

on the trail and watch people go by or let your kids run around there. You could also go for a walk or bike ride from that point. It is maybe 6-8 miles going south and it dead ends at Jonas Green Park across from the naval academy. You can also go north towards Glen Burnie.



Pictures:

❖ Name: **Broadneck Library**

Cost: Free

Address: Broadneck Community Library-Anne Arundel County Public Library, 1275 Green Holly Dr, Annapolis, MD 21409

Amenities: Take out 99 kids books for free at a time; kids play area; kid themed events

Description: I love the local library. It is definitely worth checking out. We take out books for E all the time. They have a kids play area with a train table and toy kitchen and other things (ask for trains or play food at the main desk). They have themed kids events if you check the calendar.

Pictures:



❖ Name: **The YMCA**

Cost: \$90 something for a monthly family membership

Address: 1209 Ritchie Hwy, Arnold, MD 21012 as well as 26 Magothy Beach Rd, *Pasadena, MD* 21122

Amenities: Gym and Pool and Kids Play area

Description: The reason this is totally worth it, is that the Y bought the big vanilla gym in Pasadena. That gym has one of the greatest pool complexes I've ever seen (see picture below). They have a huge playground there and basketball courts as well as the gym and a café that serves food. Now that the Y bought that complex you can use both with your membership. Even if you didn't use the gym, it's cheap for a family pool membership.





Pictures:

### Things to do if your kids really like being in the car

1. Dutch Wonderland; East Stroudsburg Railroad; and Cherry Crest Farms. Go see Amish country in PA. Dutch wonderland is an awesome amusement park geared towards small kids. You can hit up the ES railroad not far away and take a 40 min train ride through amish country in a real steam locomotive. Cherry crest farms is right around the corner and has a million things for kids to do there as well. Maybe it's 2 hours away. Best to make it a 2-3 day trip.



2. Crystal Cave is in PA (<http://www.crystalcavepa.com/>) and also a hike (2.5 hours) but you can do tours underground in the cave and visit Amish country nearby. Here is a blurb about the cave: *"Some [rock formations](#) in Crystal Cave are a half-million years old. The lowest point, Devil's den, is 155 feet (47 m) below the Earth's surface and in it live thirty to forty North American [brown bats](#). The highest point in the cave is 65 feet (20 m) below the Earth's surface, in an area that is called "Lookout Point", for it gives a view of two-thirds of the cave."*



3. Locust Lake State Park is also in PA. I grew up going camping there. It is a large man-made lake where you can fish. There is a walking and bike trail around it. There is a beach and a swimming area. You can camp there with an RV or tent. They have a playground. 220 Locust Lake Rd, Barnesville, PA 18214. It is 2 hours and 50 mins away. I take our son camping here every year.



4. Knoebels Amusement Park. <http://www.knoebels.com/> I grew up going here. It's 3 hours from us. It is free admission to the park and you buy tickets for rides. It is an awesome experience as you feel like you went back in a time machine when you go here. There are so many kid friendly rides. You can cabin camp there. They have a huge water area. It feels so different than going to a six flags or something commercialized like that.



5. Diggerland; Paws Discovery Farm; Funplex (all near Cherry Hill NJ): We went up this way and booked a hotel for 2-3 days. It was a 3 hour drive from Annapolis. Diggerland is an amusement park for kids where they drive construction equipment. It was awesome! Paws Discovery Farm is near there and it was like a mix of a mini children's museum, zoo, and farm. You could spend a whole day there. Funplex was also near there and was this massive indoor arcade, bowling alley, laser tag..etc facility. We spent a night here and it was a lot of fun. Make a weekend out of this!



## IN MEMORY OF

Unfortunately these places are no longer with us and I've had to take way too many out of the guide. It's a gamble apparently opening up a kid's gym. Pandemic certainly didn't help.

❖ Name: **Ultimate Playzone Millersville**

Cost: I think \$7 or 8 per admission of child

Address: Ultimate Play Zone Inc, 1120 Benfield Blvd # H, Millersville, MD 21108

Amenities: Bounce house gym

Description: This place is fun and is a great way to exhaust your child. They have 4-5 huge inflatable bounce house slide combinations and a wooden tree house all indoors. I chased E around here for an hour and I felt like I never had to go to the gym again. Check the hours as they are all over the map. Also it's buried in a weird industrial park.

Pictures:



❖ **Name: Kidz City**

Cost: 13-16 dollar range per child

Address: 8288 Telegraph Rd suite A, Odenton, MD 21113

Amenities: Indoor Kids Gym

Description: This place is fairly new and was awesome. We spent a few hours here. They have a big kid friendly basketball court. They have a small “town” made up of a little post office, restaurant, grocery store...etc. What made it unique is they painted the floor like roads and had a ton of wiggle cars and kids could go flying around. They had a soft hockey court which was very neat. They had one of those projectors from the ceiling that projected touch games on the floor. Also giant legos. Worth checking out.



Pictures:

❖ **Name: Shadowlands**

Cost: depends on activities

Address: 9179 Red Branch Rd, Columbia, MD 21045

Amenities: laser tag; arcade; glow golf (castle theme)

Description: We really like glow golf especially during the winter. We went to Shadowlands the same day as we went to play n learn as they are basically next to each other. The glow golf was fun but they could only fit 11 holes in the space so it goes quickly. The arcade is nice. We did not play laser tag on this outing although I’m told that’s the real draw of this place.



Pictures:

❖ **Name: Kiddie Crusoe Kids Gym**

Cost: 10-15 per kid

Address: 7 Fox Tail Rd, Timonium, MD 21093

Amenities: Kids Gym

Description: This place is broken up into 3 areas. They have a bounce house area (my son's favorite) and then a giant indoor playground (son's second favorite area) and then an area that is supposed to be thematic like a grocery store, a little castle, a little fire station...etc. The thematic area was ok. It was light on things to play with and was a little run down. The playground area was great as it was a legitimate indoor playground and it is sizeable. The bounce houses were fun and I think they had 4 of them. It was not overly crowded and we'd go here again if we were in the area but not sure I'd venture the 45 mins just to go there.



Pictures:

❖ **Name: Playseum**

Cost: \$9 a person adults included

Address: Annapolis Mall not far from play area where Charming Charlies used to be

Amenities: Kids play area; cookie decorating; slime making...etc

Description: This place is newer and it's great. First time there we spent 2.5 hours and only played in 20% of the rooms. The place is set up so each room is something different (grocery store, jail, mechanic, hospital, restaurant, farm, pet store, grandma's house...etc). Lots of things to play with. It opens earlier than the mall on Saturdays (9am) and they have lots of side crafts and projects to do (cost extra). If you think you'll go a lot buy the 6 month membership as it covers 4 people and you could go every day for 6

months. For a family of 4 paying individually every time you'd only get 5 visits before you paid for the membership.



Pictures:

❖ **Name: ZBounce Annapolis Mall**

Cost: \$6-12 depending on how long

Address: Annapolis Mall near family restrooms and playarea

Amenities: 2 bounce houses and a giant basketball hoop

Description: If the weather is crappy and you need to burn some of the kids energy and not spend a lot of money then this is the place to do it. I think we'll drop \$6 here for 30 mins and E will run between the two bounce houses and wear himself out. Can then also do the play area and get food and make a few hours out of the trip. It's tucked down a hallway so it can be hard to see.



Pictures:

❖ **Name: Swellness Center**

Cost: Varies

Address: 8940 Maryland 108 (Old Annapolis Road), Columbia, MD 21045

Amenities: Indoor kids play place

Description: This place was great. We went on a cold day when our son was off school. It is large and I've never seen more kid toys in one place before. They have one large open space with toys that has tables in the back for kids to eat or do crafts and then they have separate rooms that are themed (toy cars, tools...etc). Great way to spend a few hours. The hours are not overly convenient for working parents though.



Pictures:

❖ **Name: Busy Bodies (kids gym)**

Cost: Varies but 10 bucks or less

Address: 218 Log Canoe Cir, Stevensville, MD 21666

Amenities: Indoor kids gym with foam pit, trampolines, zip line..etc.

Description: This place is fun. We'll go early Saturday morning for open gym. It's a typical gymnastics open gym type set up. Maybe a little run down. They also have a small area with a train table and toys. I believe they do an indoor movie night open gym here as well.



Pictures:

❖ **Name: Brick House Annapolis**

Cost: 5-10 depending on how long you stay

Address: 129 Lubrano Dr, Annapolis, MD 21401

Amenities: Indoor play area focused on crafts and legos

Description: This is a fun place to spend an hour. We've been to a birthday party here as well. Primary focus is on building things and crafts. Does have some other fun toys.



Pictures:

❖ **Name: Rock the Spectrum**

Cost: Have to check online, but was around 10-12 a child for 2-3 hours

Address: We Rock the Spectrum - Severna Park, 160 Ritchie Hwy a, Severna Park, MD 21146

Amenities: Lots of things for kids to do

Description: This was Emmett's favorite local kids gym. It's open to everyone and you get 2-3 hours to play for one admission. They have a trampoline and a zipline, puzzles and toys and a slide. Lots of things to do and they tend to be open later during the week. Great rainy day place.

Pictures:



❖ Name: **Noahs House (I think this also has now closed down)**

Cost: Have to check online, but was around 7-8 a child for 2-3 hours

Address: Noah's House, LLC, 8971 Fort Smallwood Rd, Pasadena, MD 21122

Amenities: Lots of things for kids to do

Description: This place was designed for 2-5 year olds and it's great. First floor has ball pits and slides and things to climb in and around. Upstairs has a ball pit and soft toys and things for smaller kids. Hours don't tend to be as late during the week but definitely a fun kids gym.

Pictures:



❖ Name: **New Market Children's Museum (The Original Playhouse)**

Cost: \$10-15 a child

Address: 4 W Main St, New Market, MD 21774

Amenities: Children's Museum and indoor activities

Description: We spent 3 hours here and had a blast. It's an old timey house turned into a children's museum. The first level has a huge craft area which didn't interest my son at all. They have a whole room of fish tanks with toys for water play which was great. They have a kiddie pool you can stand in and pull a giant bubble up around yourself. There are toys and games on this level also. Upstairs has some costumes and pretend play. The restaurant next door was awesome and had great food and ambiance. Nice way to spend a day out.



Pictures: